

Here and Now



[facebook.com/
Drainvac](https://facebook.com/Drainvac)



[twitter.com/
drainvac](https://twitter.com/drainvac)



youtube.com/drainvacchannel

1 INTRODUCTION

2 RESIDENTIAL LINE

3 COMMERCIAL LINE

4 LIQUID EXTRACTOR
SERIES

5 INDUSTRIAL LINE

6 ACHIEVEMENTS

7 RESIDENTIAL KITS
ACCESSORIES - CLEANING - INSTALLATION

8 RESIDENTIAL ACCESSORIES
+ *HIDE-A-HOSE* KITS AND ACCESSORIES

9 KITS AND ACCESSORIES
COMMERCIAL AND INDUSTRIAL

10 REPLACEMENT PARTS

11 INSTALLATION

12 WARRANTY

13 PRICE LIST
VACUUM SYSTEMS

14 PRICE LIST
ACCESSORIES - KITS - PARTS

15 VARIOUS DOCUMENTS

DRAINVAC HISTORY

THIS IS JUST THE BEGINNING

Here we go!

DRAINVAC is the result of years of experience and inventiveness. It started with the carpet cleaning service of Mr. Conrad Sevigny.



1973, acquisition of a carpet steam washer.



1980, his workshop was in his garage.

DRAINVAC HISTORY

THIS IS JUST THE BEGINNING

While working, he noticed that contaminated water was directed into a device that had to be emptied every time it was full. He wondered if there was not an easier way to accomplish the task.

1974, he changed his company name to M. Tapis-Net.



The "racing car" M. Tapis-Net.



The steam washer.



Prototype : The portable waste dispenser robot.

Mr. Sevigny began to design his prototype "The portable waste dispenser robot" for carpet cleaner.

It was designed in 1978. The whole process became much easier and faster.


DRAINVAC HISTORY

THIS IS JUST THE BEGINNING

1982 - He markets his invention and Drainvac was born.



His invention is evolving ...



The inventor and the invention.



...and the company too.



Mr. Conrad Sevigny, inventor and founder of Drainvac, here he is when he became a businessman.

DRAINVAC HISTORY

THIS IS JUST THE BEGINNING



Prototype : central vacuum with an integrated automatic drain system.



1982 first model : Automatik

Many researches and developments were needed to achieve this result: a unique and unrivaled product.

DRAINVAC HISTORY

THIS IS JUST THE BEGINNING

When Mr. Sevigny established DRAINVAC in 1982, the small family business of Saint-Hyacinthe (Canada) quickly became a thriving society. Leaders in its field, DRAINVAC International 2006 inc. has many retailers in North America and an impressive network of distributors in over **25 countries worldwide.**



1980 - Workshop at home



1985 - First building



1992 - We got bigger...



Mr. Sevigny's dream come true in 2003!

DRAINVAC HISTORY

THIS IS JUST THE BEGINNING



Drainvac's first series



The more things change, the less they stay the same!



RESIDENTIAL LINE

Residential line **Atomik**



A small and portable central vacuum cleaner made of real stainless steel.

Can be moved to wherever it is needed. Also, it can be used as a stationary appliance in a specific area.

Plug in your hose directly on the unit or to a pipe network.

Residential line **Compact series**



This compact application is perfectly suited to :

- condos
- apartments
- regular homes

Permanent filter with antimicrobial treatment SilverClear™ and dust bag included.

Residential line **Cyclonik series**



Vacuum both dry and liquid substances.

Always maintains the same superior suction power.

No filter or bag needed.

Removes particles, allergens and odors through an outside vent.

Residential line **Automatik series**



Vacuum both dry and liquid substances.

Drains automatically into your sanitary piping.

Removes particles, allergens and odors through an outside vent.

No filter or bag needed, all done automatically.

Specific characteristics of this model:

- ✓ Portable model; installs and removes in a jiffy!
- ✓ Filter and dust bag included.
- ✓ Activac1 filter supplied with the unit.
- ✓ As powerful as our regular central vacuum systems.
- ✓ Made of stainless steel.

Ergonomic handle
Easy to carry.

Diameter of 7 in / 18 cm
Height of 14 in / 36 cm
A power bomb in a compact format.

Dust bag
Available with or without zipper.

Polyester filter 7 in / 18 cm

- 2nd filtration protection.
- Must be replaced when it becomes gray.*

Standard Equipment
Fits with the same accessory kits from the regular series.

* This filter is included when buying a set of three bags (SAC-23K or SAC-23ZK).


Carry it everywhere!

Easy to install

Easy to store



Car, truck...



RV, chalet



Office



Boat



ATOMIK60

- Polyester filter, 7" / 18 cm
- Dust bag (available with or without zipper)
- On/Off switch
- Activac1 filter supplied with the unit



TECHNICAL DATA VALUES

UNIT

AIRWATTS	600
mmH ₂ O	3175
m ³ /h	293
DECIBEL	64 dB at 10' / 64 dB at 3 m
VOLTAGE	230
WATTS	1610
HEIGHT	14" / 35 cm
DIAMETER	7" / 18 cm
CAPACITY	0.39 gal. / 1.5 L
WEIGHT	11 lb / 5 kg
BREAKER	8 A

MOTOR

MOTOR CODE	MOTE-39
QUANTITY	1
DIAMETER	5.7" / 14 cm
STAGES	2
FANS	6
AMPS	7

CE Certified Product

* Use of a bag is recommended to facilitate maintenance and extend the life of the filter and of some parts.

This unit can vacuum up water with the liquid interceptor only (RECU-02DVI).

All illustrations, specifications, colors and photographs shown may vary. The power values may vary. These are calculated according to the voltage used in the factory and in accordance to the supplier's technicalities. While Drainvac takes care to ensure that the information contained in this publication is accurate, it cannot guarantee complete accuracy. Drainvac is not responsible for errors or omissions contained in this publication.

SUGGESTED ACCESSORIES FOR THE ATOMIK



KIT130C

BL-DV30.....30' (9m) Drainvac 24v hose x 1 3/8" (35mm) with button lock
 KBROS-2DV.....3 Drainvac utility tools including a 12" (30cm) floor brush
 on wheels

SUPP-01DV.....DV metal hose & accessories hanger
 TU09125.....Stainless telescopic wand with lock

KIT125A Same kit with a 24v hose of 25' (7.5m) x 1 3/8" (35 mm)

KIT135A Same kit with a 24v hose of 35' (10.5m) x 1 3/8" (35 mm)

KIT140A Same kit with a 24v hose of 40' (12m) x 1 3/8" (35 mm)

KIT150A Same kit with a 24v hose of 50' (15m) x 1 3/8" (35 mm)



TGA30-6

Economic 30' (9m) hose x 1 3/8" (35mm)
 3 utility tools

Chrome metal hanger for hose only

TU-1001: Black plastic telescopic wand

PO-1002: Black plastic hanger for accessories

BR-1801: 12" (30cm) Black floor brush on wheels /nylon fiber



ZIP1021

BE13830DV30' (9m) 110/24v. x 1 3/8" (35mm) hose with button lock / Drainvac

KBROS-2DV.....3 Accessories + a floor brush 12 "(30 cm) with wheels

SUPP-02 Small metal hose and accessory hanger

PO-0100 Small accessory hanger

TU09125..... Telescopic wand with button lock / stainless steel / Drainvac

TU07125..... Telescopique wand for electric pover head

KIT525A Same kit with a 110v/24v hose of 25' (7.5m) x 1 3/8" (35 mm)

KIT535A Same kit with a 110v/24v hose of 35' (10.5m) x 1 3/8" (35 mm)

PRO1 & PRO2 SERIES

Residential

Specific characteristics of this series:

- ✓ When price matters most: our most economical series!
- ✓ Permanent filter and dust bag included.
- ✓ Compact models occupying little space (diameter of 12 in / 30 cm) or models with a greater capacity (diameter of 15 in / 38 cm).
- ✓ Lifetime warranty casing.

Diameter of 15 in / 38 cm

Height of 28 in / 70 cm

Capacity of 2.4 times greater than the small model.

Diameter of 12 in / 30 cm

Height of 23 in / 58 cm

for confined spaces.



Semi-transparent casing

You will see in a glance whether the bag should be replaced or not.

Polypropylene head and bucket

Wall thickness:

- head at 1/4 in (6.4 mm)
- tank at 3/16 in (4.8 mm)

PRO1 SERIES

Residential

PROE105: Activac 2 Filter not included

- SMS filter with SilverClear™ antimicrobial treatment
- 3 ply dust bag*
- On/Off switch
- 6' (1.8 m) electrical cord
- Lifetime warranty casing



TECHNICAL DATA VALUES

UNIT

AIRWATTS	500
mmH ₂ O	3048
m ³ /h	248
DECIBEL	68 dB at 10' / 68 dB at 3 m
VOLTAGE	230
WATTS	1495
HEIGHT	23" / 58 cm
DIAMETER	12" / 30 cm
CAPACITY	3.75 gal. / 17 L
WEIGHT	19 lb / 8.5 kg
BREAKER	8 A

MOTOR

MOTOR CODE	MOTE-21
QUANTITY	1
DIAMETER	5.7" / 14 cm
STAGES	2
FANS	6
AMPS	6.5

CE Certified Product

* Use of a bag is recommended to facilitate maintenance and extend the life of the filter and of some parts.

This unit can vacuum up water with the liquid interceptor only (RECU-02DVI).

All illustrations, specifications, colors and photographs shown may vary. The power values may vary. These are calculated according to the voltage used in the factory and in accordance to the supplier's technicalities. While Drainvac takes care to ensure that the information contained in this publication is accurate, it cannot guarantee complete accuracy. Drainvac is not responsible for errors or omissions contained in this publication.

PRO1 SERIES

Residential

PROE106: Activac 2 Filter not included

- SMS filter with SilverClear™ antimicrobial treatment
- 3 ply dust bag*
- On/Off switch
- 6' (1.8 m) electrical cord
- Lifetime warranty casing



TECHNICAL DATA VALUES

UNIT

AIRWATTS	600
mmH ₂ O	3255
m ³ /h	290
DECIBEL	69 dB at 10' / 69 dB at 3 m
VOLTAGE	230
WATTS	1610
HEIGHT	23" / 58 cm
DIAMETER	12" / 30 cm
CAPACITY	3.75 gal. / 17 L
WEIGHT	19 lb / 8.5 kg
BREAKER	8 A

MOTOR

MOTOR CODE	MOTE-39
QUANTITY	1
DIAMETER	5.7" / 14 cm
STAGES	2
FANS	6
AMPS	7

CE Certified Product

* Use of a bag is recommended to facilitate maintenance and extend the life of the filter and of some parts.

This unit can vacuum up water with the liquid interceptor only (RECU-02DVI).

All illustrations, specifications, colors and photographs shown may vary. The power values may vary. These are calculated according to the voltage used in the factory and in accordance to the supplier's technicalities. While Drainvac takes care to ensure that the information contained in this publication is accurate, it cannot guarantee complete accuracy. Drainvac is not responsible for errors or omissions contained in this publication.

PRO2 SERIES

Residential



PROE205: Activac 2 Filter not included

- SMS filter with SilverClear™ antimicrobial treatment
- 2 ply dust bag*
- On/Off switch
- 6' (1.8 m) electrical cord
- Lifetime warranty casing



TECHNICAL DATA VALUES

UNIT

AIRWATTS	500
mmH ₂ O	3048
m ³ /h	248
DECIBEL	68 dB at 10' / 68 dB at 3 m
VOLTAGE	230
WATTS	1495
HEIGHT	28" / 70 cm
DIAMETER	15" / 38 cm
CAPACITY	9 gal. / 41 L
WEIGHT	27 lb / 12.27 kg
BREAKER	8 A

MOTOR

MOTOR CODE	MOTE-21
QUANTITY	1
DIAMETER	5.7" / 14 cm
STAGES	2
FANS	6
AMPS	6.5

CE Certified Product

* Use of a bag is recommended to facilitate maintenance and extend the life of the filter and of some parts.

This unit can vacuum up water with the liquid interceptor only (RECU-02DVI).

All illustrations, specifications, colors and photographs shown may vary. The power values may vary. These are calculated according to the voltage used in the factory and in accordance to the supplier's technicalities. While Drainvac takes care to ensure that the information contained in this publication is accurate, it cannot guarantee complete accuracy. Drainvac is not responsible for errors or omissions contained in this publication.

PRO2 SERIES

Residential

PROE206: Activac 2 Filter not included

- SMS filter with SilverClear™ antimicrobial treatment
- 2 ply dust bag*
- On/Off switch
- 6' (1.8 m) electrical cord
- Lifetime warranty casing



TECHNICAL DATA VALUES

UNIT

AIRWATTS	600
mmH ₂ O	3255
m ³ /h	290
DECIBEL	69 dB at 10' / 69 dB at 3 m
VOLTAGE	230
WATTS	1610
HEIGHT	28" / 70 cm
DIAMETER	15" / 38 cm
CAPACITY	9 gal. / 41 L
WEIGHT	27 lb / 12.27 kg
BREAKER	8 A

MOTOR

MOTOR CODE	MOTE-39
QUANTITY	1
DIAMETER	5.7" / 14 cm
STAGES	2
FANS	6
AMPS	7

CE Certified Product

* Use of a bag is recommended to facilitate maintenance and extend the life of the filter and of some parts.

This unit can vacuum up water with the liquid interceptor only (RECU-02DVI).

All illustrations, specifications, colors and photographs shown may vary. The power values may vary. These are calculated according to the voltage used in the factory and in accordance to the supplier's technicalities. While Drainvac takes care to ensure that the information contained in this publication is accurate, it cannot guarantee complete accuracy. Drainvac is not responsible for errors or omissions contained in this publication.

S1000 SERIES

Residential

Specific characteristics of this series:

- ✓ A quiet motor from only 58 decibels!
- ✓ Permanent filter and dust bag included.
- ✓ Activac 2 filter or muffler & exhaust vent provided with the unit.
- ✓ Compact models occupying little space.
- ✓ Lifetime warranty casing.

Diameter of 12 in / 30 cm
Height of 23 in / 58 cm
for confined spaces.



Semi-transparent casing

You will see in a glance whether the bag should be replaced or not.

Polypropylene head and bucket

Wall thickness:

- head at 1/4 in (6.4 mm)
- thank at 3/16 in (4.8 mm)

S1000 SERIES

Residential

SE1005 : Activac 2 Filter

SE1005-M : Mufflers & Exhaust vent

- SMS filter with SilverClear™ antimicrobial treatment
- 3 ply dust bag*
- Soundproof casing, lifetime warranty
- On/Off switch
- 6' (1.8 m) electrical cord



TECHNICAL DATA VALUES

UNIT

AIRWATTS	500
mmH ₂ O	3048
m ³ /h	248
DECIBEL	60 dB at 10' / 60 dB at 3 m
VOLTAGE	230
WATTS	1495
HEIGHT	23" / 58 cm
DIAMETER	12" / 30 cm
CAPACITY	3.75 gal. / 17 L
WEIGHT	19 lb / 8.5 kg
BREAKER	8 A

MOTOR

MOTOR CODE	MOTE-21
QUANTITY	1
DIAMETER	5.7" / 14 cm
STAGES	2
FANS	6
AMPS	6.5

CE Certified Product

* Use of a bag is recommended to facilitate maintenance and extend the life of the filter and of some parts.

This unit can vacuum up water with the liquid interceptor only (RECU-02DVI).

All illustrations, specifications, colors and photographs shown may vary. The power values may vary. These are calculated according to the voltage used in the factory and in accordance to the supplier's technicalities. While Drainvac takes care to ensure that the information contained in this publication is accurate, it cannot guarantee complete accuracy. Drainvac is not responsible for errors or omissions contained in this publication.

S1000 SERIES

Residential

SE1006 : Activac 2 Filter

SE1006-M : Mufflers & Exhaust vent

- SMS filter with SilverClear™ antimicrobial treatment
- 3 ply dust bag*
- Soundproof casing, lifetime warranty
- On/Off switch
- 6' (1.8 m) electrical cord



TECHNICAL DATA VALUES

UNIT

AIRWATTS	600
mmH ₂ O	3255
m ³ /h	290
DECIBEL	60 dB at 10' / 60 dB at 3 m
VOLTAGE	230
WATTS	1610
HEIGHT	23" / 58 cm
DIAMETER	12" / 30 cm
CAPACITY	3,75 gal. / 17 L
WEIGHT	19 lb / 8,5 kg
BREAKER	8 A

MOTOR

MOTOR CODE	MOTE-39
QUANTITY	1
DIAMETER	5.7" / 14 cm
STAGES	2
FANS	6
AMPS	7

CE Certified Product

* Use of a bag is recommended to facilitate maintenance and extend the life of the filter and of some parts.

This unit can vacuum up water with the liquid interceptor only (RECU-02DVI).

All illustrations, specifications, colors and photographs shown may vary. The power values may vary. These are calculated according to the voltage used in the factory and in accordance to the supplier's technicalities. While Drainvac takes care to ensure that the information contained in this publication is accurate, it cannot guarantee complete accuracy. Drainvac is not responsible for errors or omissions contained in this publication.

S1000 SERIES

Residential

SE1007 : Activac 2 Filter

SE1007-M : Mufflers & Exhaust vent

- SMS filter with SilverClear™ antimicrobial treatment
- 3 ply dust bag*
- Soundproof casing, lifetime warranty
- On/Off switch
- 6' (1.8 m) electrical cord



TECHNICAL DATA VALUES

UNIT

AIRWATTS	700
mmH ₂ O	3880
m ³ /h	315
DECIBEL	58 dB at 10' / 58 dB at 3 m
VOLTAGE	230
WATTS	1610
HEIGHT	23" / 58 cm
DIAMETER	12" / 30 cm
CAPACITY	3.75 gal. / 17 L
WEIGHT	19 lb / 8.5 kg
BREAKER	8 A

MOTOR

MOTOR CODE	MOTE-29
QUANTITY	1
DIAMETER	5.7" / 14 cm
STAGES	2
FANS	6
AMPS	7

CE Certified Product

* Use of a bag is recommended to facilitate maintenance and extend the life of the filter and of some parts.

This unit can vacuum up water with the liquid interceptor only (RECU-02DVI).

All illustrations, specifications, colors and photographs shown may vary. The power values may vary. These are calculated according to the voltage used in the factory and in accordance to the supplier's technicalities. While Drainvac takes care to ensure that the information contained in this publication is accurate, it cannot guarantee complete accuracy. Drainvac is not responsible for errors or omissions contained in this publication.

GENERATION 2 SERIES

Residential

Specific characteristics of this series:

- ✓ Wide variety of models with single or double motors.
- ✓ Quiet motor(s) from only 58 decibels!
- ✓ Permanent filter and dust bag included.
- ✓ Activac 2 filter or muffler & exhaust vent provided with the unit.
- ✓ Bucket with large capacity.
- ✓ Lifetime warranty casing.

Models with 1 or 2 motors

When an exhaust vent is possible, a two motor model may be advantageous in terms of mmH₂O, or m³/h.



Capacity of 9 gal. / 41 L
Change the dust bag less often.

Head and bucket in PC-ABS FR3010

- Thin and light walls: 1/8 in (3.2 mm).
- Higher impact strength compared to the casing of the Pro1 & Pro2 series.
- Resin from the automotive field.

GENERATION 2 SERIES

Residential

G2E-005 : Activac 2 Filter

G2E-005-M : Mufflers & Exhaust vent

- SMS filter with SilverClear™ antimicrobial treatment
- 2 ply dust bag*
- Soundproof casing, lifetime warranty
- On/Off switch
- 6' (1.8 m) electrical cord



TECHNICAL DATA VALUES

UNIT

AIRWATTS	500
mmH ₂ O	3048
m ³ /h	248
DECIBEL	60 dB at 10' / 60 dB at 3 m
VOLTAGE	230
WATTS	1495
HEIGHT	28" / 70 cm
DIAMETER	15" / 38 cm
CAPACITY	9 gal. / 41 L
WEIGHT	23 lb / 10.5 kg
BREAKER	8 A

MOTOR

MOTOR CODE	MOTE-21
QUANTITY	1
DIAMETER	5.7" / 14 cm
STAGES	2
FANS	6
AMPS	6.5

CE Certified Product

* Use of a bag is recommended to facilitate maintenance and extend the life of the filter and of some parts.

This unit can vacuum up water with the liquid interceptor only (RECU-02DVI).

All illustrations, specifications, colors and photographs shown may vary. The power values may vary. These are calculated according to the voltage used in the factory and in accordance to the supplier's technicalities. While Drainvac takes care to ensure that the information contained in this publication is accurate, it cannot guarantee complete accuracy. Drainvac is not responsible for errors or omissions contained in this publication.

GENERATION 2 SERIES

Residential

G2E-006 : Activac 2 Filter

G2E-006-M : Mufflers & Exhaust vent

- SMS filter with SilverClear™ antimicrobial treatment
- 2 ply dust bag*
- Soundproof casing, lifetime warranty
- On/Off switch
- 6' (1.8 m) electrical cord



TECHNICAL DATA VALUES

UNIT

AIRWATTS	600
mmH ₂ O	3255
m ³ /h	290
DECIBEL	60 dB at 10' / 60 dB at 3 m
VOLTAGE	230
WATTS	1610
HEIGHT	28" / 70 cm
DIAMETER	15" / 38 cm
CAPACITY	9 gal. / 41 L
WEIGHT	23 lb / 10.5 kg
BREAKER	8 A

MOTOR

MOTOR CODE	MOTE-39
QUANTITY	1
DIAMETER	5.7" / 14 cm
STAGES	2
FANS	6
AMPS	7

CE Certified Product

* Use of a bag is recommended to facilitate maintenance and extend the life of the filter and of some parts.

This unit can vacuum up water with the liquid interceptor only (RECU-02DVI).

All illustrations, specifications, colors and photographs shown may vary. The power values may vary. These are calculated according to the voltage used in the factory and in accordance to the supplier's technicalities. While Drainvac takes care to ensure that the information contained in this publication is accurate, it cannot guarantee complete accuracy. Drainvac is not responsible for errors or omissions contained in this publication.

GENERATION 2 SERIES

Residential

G2E-007 : Activac 2 Filter

G2E-007-M : Mufflers & Exhaust vent

- SMS filter with SilverClear™ antimicrobial treatment
- 2 ply dust bag*
- Soundproof casing, lifetime warranty
- On/Off switch
- 6' (1.8 m) electrical cord



TECHNICAL DATA VALUES

UNIT

AIRWATTS	700
mmH ₂ O	3880
m ³ /h	315
DECIBEL	58 dB at 10' / 58 dB at 3 m
VOLTAGE	230
WATTS	1610
HEIGHT	28" / 70 cm
DIAMETER	15" / 38 cm
CAPACITY	9 gal. / 41 L
WEIGHT	23 lb / 10.5 kg
BREAKER	8 A

MOTOR

MOTOR CODE	MOTE-29
QUANTITY	1
DIAMETER	5.7" / 14 cm
STAGES	2
FANS	6
AMPS	7

CE Certified Product

* Use of a bag is recommended to facilitate maintenance and extend the life of the filter and of some parts.

This unit can vacuum up water with the liquid interceptor only (RECU-02DVI).

All illustrations, specifications, colors and photographs shown may vary. The power values may vary. These are calculated according to the voltage used in the factory and in accordance to the supplier's technicalities. While Drainvac takes care to ensure that the information contained in this publication is accurate, it cannot guarantee complete accuracy. Drainvac is not responsible for errors or omissions contained in this publication.

GENERATION 2 SERIES

Residential

G2E-2X5-M : Mufflers & Exhaust vent only**

- SMS filter with SilverClear™ antimicrobial treatment
- 2 ply dust bag*
- On/Off switch
- 6' (1.8 m) electrical cord
- Lifetime warranty casing



TECHNICAL DATA VALUES

UNIT

AIRWATTS	2 x 520
mmH ₂ O	4318
m ³ /h	271
DECIBEL	72 dB at 10' / 72 dB at 3 m
VOLTAGE	230
WATTS	3220
HEIGHT	28" / 70 cm
DIAMETER	15" / 38 cm
CAPACITY	9 gal. / 41 L
WEIGHT	31 lb / 14 kg
FUSE	18 A

MOTOR

MOTOR CODE	MOTE-32
QUANTITY	2 in series
DIAMETER	5.7" / 14 cm
STAGES	2
FANS	6
AMPS	14

CE Certified Product

* Use of a bag is recommended to facilitate maintenance and extend the life of the filter and of some parts.

** Vacuums with double motorization should be outside vented. Use of Activac 2™ is not recommended.

This unit can vacuum up water with the liquid interceptor only (RECU-02DVI).

All illustrations, specifications, colors and photographs shown may vary. The power values may vary. These are calculated according to the voltage used in the factory and in accordance to the supplier's specifications. While Drainvac takes care to ensure that the information contained in this publication is accurate, it cannot guarantee complete accuracy. Drainvac is not responsible for errors or omissions contained in this publication.

SUMMUM SERIES

Residential

Specific characteristics of this series:


- ✓ Electronic touch pad panel providing many features.
- ✓ Soft start, eliminates the risk of surges.
- ✓ Wide variety of models with single or double motors.
- ✓ Quiet motor(s) from only 58 decibels!
- ✓ Permanent filter and dust bag included.
- ✓ Activac 2 filter or muffler & exhaust vent provided with the unit.
- ✓ Lifetime warranty casing.

Models with 1 or 2 motors

When an exhaust vent is possible, a two motor model may be advantageous in terms of mmH₂O, or m³/h.

Touch pad*

To turn the unit on either manually, following a preventive maintenance or maintenance of the filtration system.



LEDs*

Notify that the power supply is adequate, or that a regular or a particular maintenance is required.

Capacity of 9 gal. / 41 L

To change the dust bag less often.

Head and bucket in PC-ABS FR3010

- Thin and light walls: 1/8 in (3.2 mm).
- Higher impact strength compared to the casing of the Pro1 & Pro2 series.
- Resin from the automotive field.

* For more information on the functioning of the membrane (touch pad and LEDs), please refer to the manual supplied with the unit.

SUMMUM SERIES

Residential

SME007 : Activac 2 Filter

SME007-M : Mufflers & Exhaust vent

- SMS filter with SilverClear™ antimicrobial treatment
- 2 ply dust bag*
- Soundproof casing, lifetime warranty
- Intelligent circuit board with touch pad indicator panel
- On/Off switch
- 6' (1.8 m) electrical cord



TECHNICAL DATA VALUES

UNIT

AIRWATTS	700
mmH ₂ O	3880
m ³ /h	315
DECIBEL	58 dB at 10' / 58 dB at 3 m
VOLTAGE	230
WATTS	1610
HEIGHT	28" / 70 cm
DIAMETER	15" / 38 cm
CAPACITY	9 gal. / 41 L
WEIGHT	23 lb / 10.5 kg
BREAKER	8 A

MOTOR

MOTOR CODE	MOTE-29
QUANTITY	1
DIAMETER	5.7" / 14 cm
STAGES	2
FANS	6
AMPS	7

CE Certified Product

* Use of a bag is recommended to facilitate maintenance and extend the life of the filter and of some parts.

This unit can vacuum up water with the liquid interceptor only (RECU-02DVI).

All illustrations, specifications, colors and photographs shown may vary. The power values may vary. These are calculated according to the voltage used in the factory and in accordance to the supplier's technicalities. While Drainvac takes care to ensure that the information contained in this publication is accurate, it cannot guarantee complete accuracy. Drainvac is not responsible for errors or omissions contained in this publication.

SUMMUM SERIES

Residential

SME2X5-M : Mufflers & Exhaust vent only**

- SMS filter with SilverClear™ antimicrobial treatment
- 2 ply dust bag*
- Intelligent circuit board with touch pad indicator panel
- On/Off switch
- 6' (1.8 m) electrical cord
- Lifetime warranty casing



TECHNICAL DATA VALUES

UNIT

AIRWATTS	2 x 520
mmH ₂ O	4318
m ³ /h	271
DECIBEL	72 dB at 10' / 72 dB at 3 m
VOLTAGE	230
WATTS	3220
HEIGHT	28" / 70 cm
DIAMETER	15" / 38 cm
CAPACITY	9 gal. / 41 L
WEIGHT	31 lb / 14 kg
FUSE	18 A

MOTOR

MOTOR CODE	MOTE-32
QUANTITY	2 in series
DIAMETER	5.7" / 14 cm
STAGES	2
FANS	6
AMPS	14

CE Certified Product

* Use of a bag is recommended to facilitate maintenance and extend the life of the filter and of some parts.

** Vacuums with double motorization should be vented outside. Use of Activac 2™ is not recommended.

This unit can vacuum up water with the liquid interceptor only (RECU-02DVI).

All illustrations, specifications, colors and photographs shown may vary. The power values may vary. These are calculated according to the voltage used in the factory and in accordance to the supplier's specifications. While Drainvac takes care to ensure that the information contained in this publication is accurate, it cannot guarantee complete accuracy. Drainvac is not responsible for errors or omissions contained in this publication.

CYCLONIK SERIES

Residential

Specific characteristics of this series:

- ✓ Vacuum both dry and liquid substances*.
- ✓ Always maintains the same superior suction power.
- ✓ Vacuum with cyclonic effect.
- ✓ No filter or bag needed.
- ✓ Lifetime warranty casing.

Outdoor exhaust required

This series works with a cyclonic filtration system. An outdoor exhaust will let the microdusts, allergens and odors to be evacuated outside.

Versatile!

Standard version without bag or filter.

Available options :

- Foam filter
- Filter cartridge
- Float
- HEPA filter with certificate

Coal dust collector

Float

If the device is used to vacuum liquid substances, we recommend the use of a float that will indicate the maximum capacity by cutting off the vacuum.

No filter or bag needed

Simply empty and clean the bucket when required.

WET DRY

Capacity of 10 gal. / 46 L**

The largest tank available in the residential line.

Maximum liquid level

A sticker indicating the maximum liquid level recommended. Beyond this line, the bucket gets very heavy when it comes time to empty it.



* Except model DF1R630 with foam filter for which we recommend not suck up liquids unless used with the liquid recuperator (RECU-02DVI).

** The DF1R630 model has a capacity of 9 gal. / 41 L.

CYCLONIK SERIES

Residential

DF1R630 : With foam filter (FI-0601)

- Cyclonic central vacuum without bag and filter
- Outdoor exhaust recommended or Activac II in option
- 6' (1.8 m) electrical cord
- Lifetime warranty casing



TECHNICAL DATA VALUES

UNIT

AIRWATTS	700
mmH ₂ O	3880
m ³ /h	315
DECIBEL	58 dB at 10' / 58 dB at 3 m
VOLTAGE	230
WATTS	1610
HEIGHT	38" / 95 cm
DIAMETER	15" / 38 cm
CAPACITY	10 gal. / 46 L
WEIGHT	33 lb / 15 kg
BREAKER	8 A

MOTOR

MOTOR CODE	MOTE-29
QUANTITY	1
DIAMETER	5.7" / 14 cm
STAGES	2
FANS	6
AMPS	7

CE Certified Product

The muffler and the exhaust vent are included with this unit.

This unit can vacuum up water with the liquid interceptor only (RECU-02DVI).

All illustrations, specifications, colors and photographs shown may vary. The power values may vary. These are calculated according to the voltage used in the factory and in accordance to the supplier's specifications. While Drainvac takes care to ensure that the information contained in this publication is accurate, it cannot guarantee complete accuracy. Drainvac is not responsible for errors or omissions contained in this publication.

CYCLONIK SERIES

Residential

DF1R11

DF1R11-FL: Float option

- Cyclonic central vacuum without bag and filter
- Wet and dry vacuuming
- Outdoor exhaust required
- 6' (1.8 m) electrical cord
- Lifetime warranty casing



TECHNICAL DATA VALUES

UNIT

AIRWATTS	483
mmH ₂ O	3148
m ³ /h	245
DECIBEL	66 dB at 10' / 66 dB at 3 m
VOLTAGE	230
WATTS	1610
HEIGHT	38" / 95 cm
DIAMETER	15" / 38 cm
CAPACITY	10 gal. / 46 L
WEIGHT	34 lb / 15.5 kg
BREAKER	8 A

MOTOR

MOTOR CODE	MOTE-15
QUANTITY	1
DIAMETER	7" / 18 cm
STAGES	2
FANS	8
AMPS	7

CE Certified Product

The muffler and the exhaust vent are included with this unit.

All illustrations, specifications, colors and photographs shown may vary. The power values may vary. These are calculated according to the voltage used in the factory and in accordance to the supplier's technicalities. While Drainvac takes care to ensure that the information contained in this publication is accurate, it cannot guarantee complete accuracy. Drainvac is not responsible for errors or omissions contained in this publication.

CYCLONIK SERIES

Residential

DF1R15

DF1R15-FL: Float option

- Cyclonic central vacuum without bag and filter
- Wet and dry vacuuming
- Outdoor exhaust required
- 6' (1.8 m) electrical cord
- Lifetime warranty casing



TECHNICAL DATA VALUES

UNIT

AIRWATTS	2 x 355
mmH ₂ O	4191
m ³ /h	198
DECIBEL	70 dB at 10' / 70 dB at 3 m
VOLTAGE	230
WATTS	2484
HEIGHT	38" / 95 cm
DIAMETER	15" / 38 cm
CAPACITY	10 gal. / 46 L
WEIGHT	39 lb / 17.5 kg
BREAKER	15 A

MOTOR

MOTOR CODE	MOTE-14
QUANTITY	2 in series
DIAMETER	5.7" / 14 cm
STAGES	2
FANS	8
AMPS	10.8

CE Certified Product

The muffler and the exhaust vent are included with this unit.

All illustrations, specifications, colors and photographs shown may vary. The power values may vary. These are calculated according to the voltage used in the factory and in accordance to the supplier's technicalities. While Drainvac takes care to ensure that the information contained in this publication is accurate, it cannot guarantee complete accuracy. Drainvac is not responsible for errors or omissions contained in this publication.

AUTOMATIK SERIES

Residential

Specific characteristics of this series:

- ✓ Vacuum both dry and liquid substances.
- ✓ Drains automatically into your sanitary piping.
- ✓ No bag to change, no bucket to empty, everything is done automatically!
- ✓ Adapts easily to your needs: low tank and split versions available.
- ✓ Lifetime warranty casing.



* For more information on the functioning of the membrane (touch pad and LEDs), please refer to the manual supplied with the unit.

AUTOMATIK SERIES


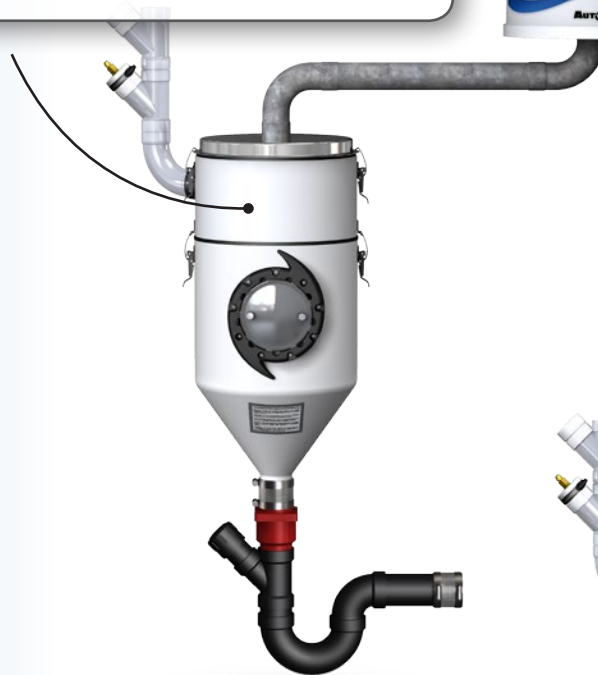
Residential

Several possible configurations:

Split option

- Allows to position the motor in a different room for less noise.
- In case of insufficient space in height, the head may be positioned at the bucket height.

Model DF1A150 shown



Standard version

- Takes little space
- Simplest installation configuration

Model DF2A310 shown



Lower tank option

- For increased easy maintenance
- To recover oversized materials, the accumulation of hair, animal hair, etc.

Model DF1A150 shown

AUTOMATIK SERIES

Residential

DF1A150

DF1A150-CB: Lower tank option

DF1A150-SP: Split motor head option

- Automatic self-flushing central vacuum system
- Outdoor exhaust required
- 6' (1.8 m) electrical cord
- Lifetime warranty casing



TECHNICAL DATA VALUES

UNIT

AIRWATTS	525
mmH ₂ O	3605
m ³ /h	215
DECIBEL	66 dB at 10' / 66 dB at 3 m
VOLTAGE	230
WATTS	1559
HEIGHT	37" / 93 cm
DIAMETER	12" / 30 cm
CAPACITY	4 gal. / 18 L
WEIGHT	24 lb / 11 kg
BREAKER	10 A
DRAIN	2" / 50 mm

MOTOR

MOTOR CODE	MOTE-49
QUANTITY	1
DIAMETER	5.7" / 14 cm
STAGES	3
FANS	6
AMPS	7

CE Certified Product

The muffler and the exhaust vent are included with this unit.

All illustrations, specifications, colors and photographs shown may vary. The power values may vary. These are calculated according to the voltage used in the factory and in accordance to the supplier's technicalities. While Drainvac takes care to ensure that the information contained in this publication is accurate, it cannot guarantee complete accuracy. Drainvac is not responsible for errors or omissions contained in this publication.

AUTOMATIK SERIES

Residential

DF2A310

DF2A310-CB: Lower tank option

DF2A310-SP: Split motor head option

- Automatic self-flushing central vacuum system
- Outdoor exhaust required
- 6' (1.8 m) electrical cord
- Lifetime warranty casing



TECHNICAL DATA VALUES

UNIT

AIRWATTS	2 x 355
mmH ₂ O	4191
m ³ /h	198
DECIBEL	70 dB at 10' / 70 dB at 3 m
VOLTAGE	230
WATTS	2484
HEIGHT	49" / 122.5 cm
DIAMETER	15" / 38 cm
CAPACITY	6 gal. / 29 L
WEIGHT	49 lb / 22 kg
FUSE	15 A
DRAIN	2" / 50 mm

MOTOR

MOTOR CODE	MOTE-14
QUANTITY	2 in series
DIAMETER	5.7" / 14 cm
STAGES	2
FANS	8
AMPS	10.8

CE Certified Product

The muffler and the exhaust vent are included with this unit.

All illustrations, specifications, colors and photographs shown may vary. The power values may vary. These are calculated according to the voltage used in the factory and in accordance to the supplier's technicalities. While Drainvac takes care to ensure that the information contained in this publication is accurate, it cannot guarantee complete accuracy. Drainvac is not responsible for errors or omissions contained in this publication.



COMMERCIAL **LINE**

Commercial line **Cyclonik**



- Vacuum both dry and liquid substances.
- Always maintains the same superior suction power.
- No filter or bag needed.
- Removes particles, allergens and odors through an outside vent.

Commercial line **Automatik**



- Vacuum both dry and liquid substances.
- Drains automatically into your sanitary piping.
- Removes particles, allergens and odors through an outside vent.
- No filter or bag needed, all done automatically.

Commercial line **1000 SERIES; SEPARATOR SERIES; BOOSTER HEADS**



- Even more specifics models:
- Central vacuum on a trolley
 - Compact models

The separator gives a larger dust capacity and offers additional filtration.

A liquid recuperator for dry-only models

Booster heads for more power.

CYCLONIK SERIES

Commercial

Specific characteristics of this series:

- ✓ Vacuum both dry and liquid substances.
- ✓ Always maintains the same superior suction power.
- ✓ Cyclonic effect vacuum.
- ✓ No filter or bag needed.
- ✓ Lifetime warranty on casing.

Float

If the device is used to vacuum liquid substances, we recommend the use of a float that will indicate the maximum capacity by cutting off the vacuum.

Outdoor exhaust required

This series works with a cyclonic filtration system. An outdoor exhaust will evacuate the microdusts, allergens and odors outside.

Coal dust collector

No filter or bag needed

Simply empty and clean the bucket when required.

Capacity up to 12 gal. / 54 L

The largest bucket we offer.

WET DRY

Versatile!

With an optional:

- Filter cartridge
- Power head separate from the body
- Booster head *

Maximum liquid level

A sticker indicating the maximum liquid level recommended. Beyond this line, the bucket gets very heavy when it comes time to empty it.

* Except for of the model DF-1R18 that already has an booster head.

CYCLONIK SERIES

Commercial

DF1R18

DF1R18-FL: Float option

DF1R18-CT: Cartridge filter option (FILT-28)

- Cyclonic central vacuum without bag and filter
- Outdoor exhaust required
- Two 6' (1.8 m) electrical cord
- Hour meter
- Lifetime warranty casing
- Booster head code: TETE02



TECHNICAL DATA VALUES

UNIT

AIRWATTS	2 x 395
mmH ₂ O	4799
m ³ /h	234
DECIBEL	72 dB at 10' / 72 dB at 3 m
VOLTAGE	230
WATTS	2 x 1725
HEIGHT	51" / 130 cm
DIAMETER	15" / 38 cm
CAPACITY	12 gal. / 54 L
WEIGHT	77 lb / 35 kg
FUSE	2 x 10 A
ELECTRICAL PANEL	2 x 10 A CIRCUIT BREAKER

MOTOR

MOTOR CODE	MOTE-03
QUANTITY	2 in series
DIAMETER	7.2" / 18 cm
STAGES	2
FANS	8
AMPS	2 x 7.5

CE Certified Product

The muffler and the exhaust vent are included with this unit.

All illustrations, specifications, colors and photographs shown may vary. The power values may vary. These are calculated according to the voltage used in the factory and in accordance to the supplier's technicalities. While Drainvac takes care to ensure that the information contained in this publication is accurate, it cannot guarantee complete accuracy. Drainvac is not responsible for errors or omissions contained in this publication.

CYCLONIK SERIES

Commercial



DF1R19

DF1R19-CT: Cartridge filter option (FILT-28)

DF1R19-SP: Split motor head option

DF1R19-4: Booster head option (TETE05)

- Cyclonic central vacuum without bag and filter
- Float included for this model
- Outdoor exhaust required
- 6' (1.8 m) electrical cord
- Hour meter
- Lifetime warranty casing



TECHNICAL DATA VALUES

UNIT

AIRWATTS	2 x 355
mmH ₂ O	4191
m ³ /h	198
DECIBEL	70 dB at 10' / 70 dB at 3 m
VOLTAGE	230
WATTS	2484
HEIGHT	38" / 95 cm
DIAMETER	15" / 38 cm
CAPACITY	10 gal. / 46 L
WEIGHT	46 lb / 21 kg
FUSE	12 A
ELECTRICAL PANEL	16 A CIRCUIT BREAKER (EU)

MOTOR

MOTOR CODE	MOTE-14
QUANTITY	2 in series
DIAMETER	5.7" / 14 cm
STAGES	2
FANS	8
AMPS	10.8

CE Certified Product

The muffler and the exhaust vent are included with this unit.

All illustrations, specifications, colors and photographs shown may vary. The power values may vary. These are calculated according to the voltage used in the factory and in accordance to the supplier's technicalities. While Drainvac takes care to ensure that the information contained in this publication is accurate, it cannot guarantee complete accuracy. Drainvac is not responsible for errors or omissions contained in this publication.

CYCLONIK SERIES

Commercial



DF1R20

DF1R20-FL: Float option

DF1R20-CT: Cartridge filter option (FILT-28)

DF1R20-SP: Split motor head option

DF1R20-4: Booster head option (TETE05)

- Cyclonic central vacuum without bag and filter
- Outdoor exhaust required
- 6' (1.8 m) electrical cord
- Hour meter
- Lifetime warranty casing



TECHNICAL DATA VALUES

UNIT

AIRWATTS	2 x 355
mmH ₂ O	4191
m ³ /h	198
DECIBEL	70 dB at 10' / 70 dB at 3 m
VOLTAGE	230
WATTS	2484
HEIGHT	51" / 130 cm
DIAMETER	15" / 38 cm
CAPACITY	12 gal. / 54 L
WEIGHT	62 lb / 28 kg
FUSE	12 A
ELECTRICAL PANEL	16 A CIRCUIT BREAKER (EU)

MOTOR

MOTOR CODE	MOTE-14
QUANTITY	2 in series
DIAMETER	5.7" / 14 cm
STAGES	2
FANS	8
AMPS	10.8

CE Certified Product

The muffler and the exhaust vent are included with this unit.

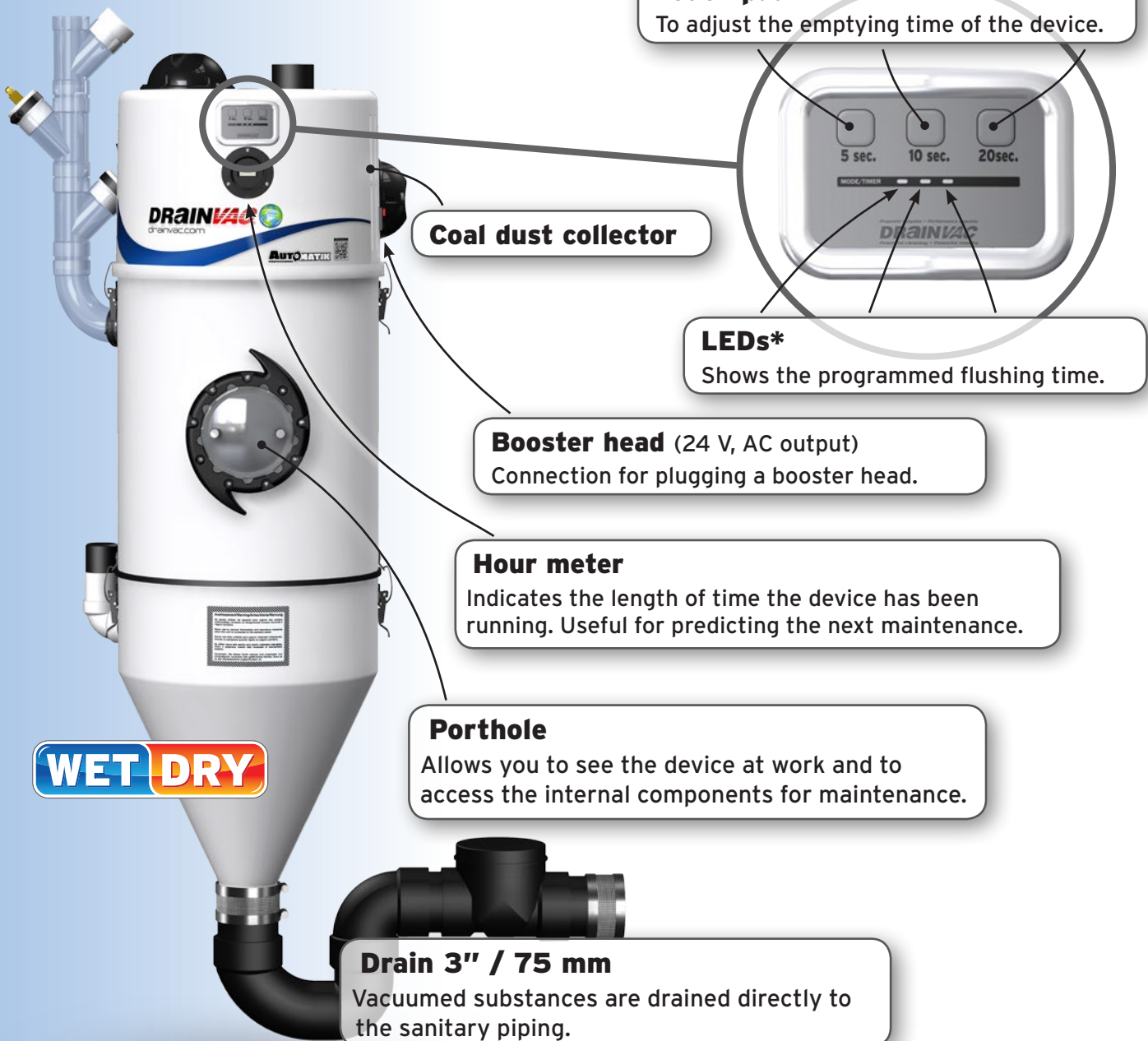
All illustrations, specifications, colors and photographs shown may vary. The power values may vary. These are calculated according to the voltage used in the factory and in accordance to the supplier's technicalities. While Drainvac takes care to ensure that the information contained in this publication is accurate, it cannot guarantee complete accuracy. Drainvac is not responsible for errors or omissions contained in this publication.

AUTOMATIK SERIES

Commercial

Specific characteristics of this series:

- ✓ Vacuum both dry and liquid substances.
- ✓ Drains automatically into your sanitary piping.
- ✓ No bag to change, no bucket to empty, everything is done automatically!
- ✓ Adapts easily to your needs: low tank and split versions available.
- ✓ Lifetime warranty casing.



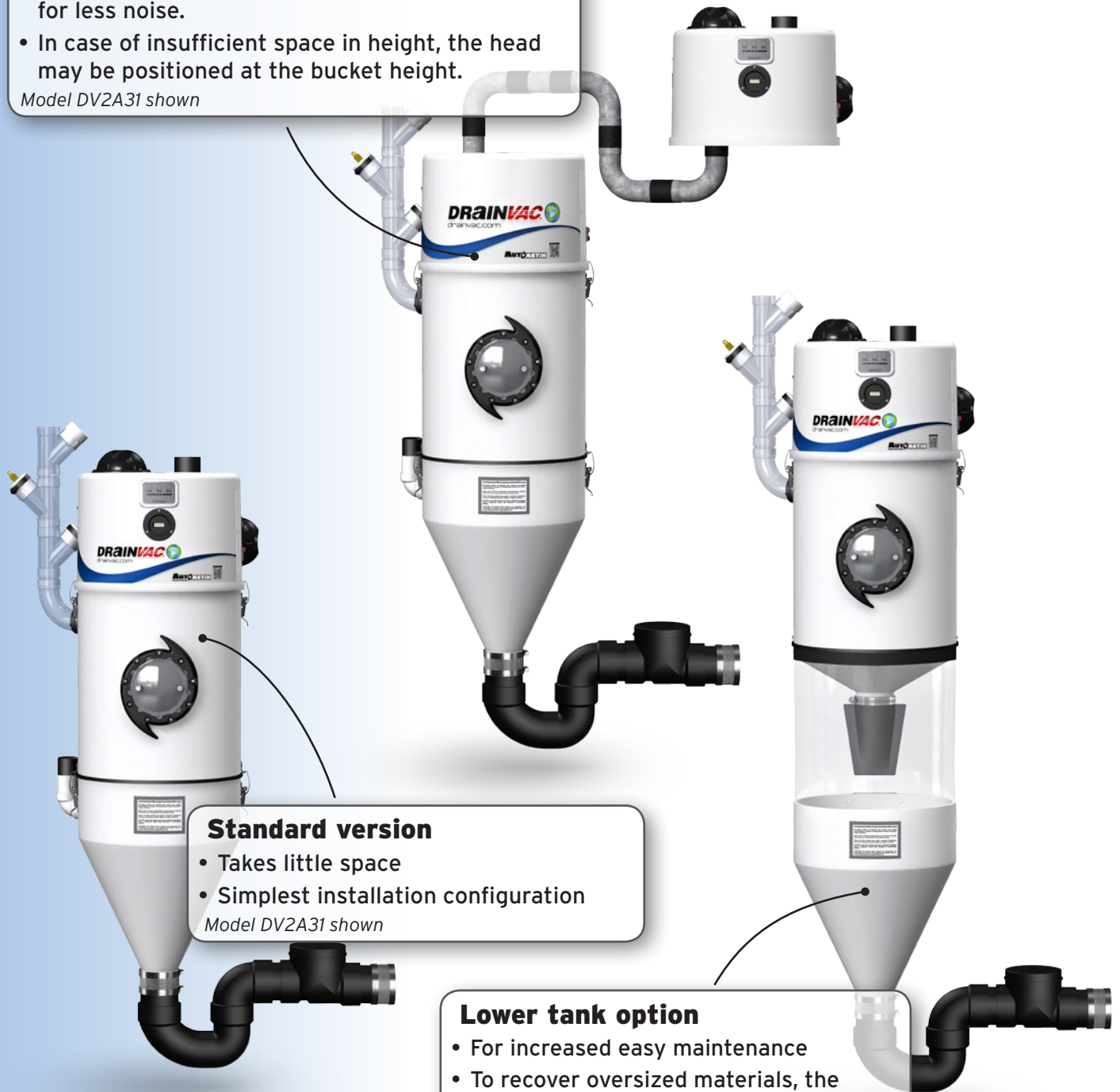
* For more information on the functioning of the membrane (touch pad and LEDs), please refer to the manual supplied with the unit.

Several possible configurations:

Split option

- Allows to position the motor in a different room for less noise.
- In case of insufficient space in height, the head may be positioned at the bucket height.

Model DV2A31 shown



Standard version

- Takes little space
- Simplest installation configuration

Model DV2A31 shown

Lower tank option

- For increased easy maintenance
- To recover oversized materials, the accumulation of hair, animal hair, etc.

Model DV2A31 shown

AUTOMATIK SERIES

Commercial

DF2A31

DF2A31-CB: Lower tank option

DF2A31-SP: Split motor head option

- Automatic self-flushing central vacuum system
- Outdoor exhaust required
- 6' (1.8 m) electrical cord
- Hour meter
- Lifetime warranty casing



TECHNICAL DATA VALUES

UNIT

AIRWATTS	2 x 355
mmH ₂ O	4191
m ³ /h	198
DECIBEL	70 dB at 10' / 70 dB at 3 m
VOLTAGE	230
WATTS	2576
HEIGHT	49" / 122.5 cm
DIAMETER	15" / 38 cm
CAPACITY	6 gal. / 29 L
WEIGHT	63 lb / 29,5 kg
BREAKER	12 A
ELECTRICAL PANEL	16 A CIRCUIT BREAKER (EU)
DRAIN	3" / 75 mm

MOTOR

MOTOR CODE	MOTE-14
QUANTITY	2 in series
DIAMETER	5.7" / 14 cm
STAGES	2
FANS	8
AMPS	10.8

CE Certified Product

The muffler and the exhaust vent are included with this unit.

All illustrations, specifications, colors and photographs shown may vary. The power values may vary. These are calculated according to the voltage used in the factory and in accordance to the supplier's technicalities. While Drainvac takes care to ensure that the information contained in this publication is accurate, it cannot guarantee complete accuracy. Drainvac is not responsible for errors or omissions contained in this publication.

AUTOMATIK SERIES

Commercial



DF2A32

DF2A32-CB: Lower tank option

DF2A32-SP: Split motor head option

- Automatic self-flushing central vacuum system
- Outdoor exhaust required
- Two 6' (1.8 m) electrical cord
- Hour meter
- Lifetime warranty casing



TECHNICAL DATA VALUES

UNIT

AIRWATTS	4 x 355
mmH ₂ O	4191
m ³ /h	396
DECIBEL	72 dB at 10' / 72 dB at 3 m
VOLTAGE	230
WATTS	2 x 2576
HEIGHT	49" / 122.5 cm
DIAMETER	15" / 38 cm
CAPACITY	6 gal. / 29 L
WEIGHT	63 lb / 29.5 kg
BREAKER	2 x 12 A
ELECTRICAL PANEL	2 x 16 A CIRCUIT BREAKER (EU)
DRAIN	3" / 75 mm

MOTOR

MOTOR CODE	MOTE-14
QUANTITY	2 x 2 in series mounted in parallel
DIAMETER	5.7" / 14 cm
STAGES	2
FANS	8
AMPS	2 x 10.8

CE Certified Product

The muffler and the exhaust vent are included with this unit.

All illustrations, specifications, colors and photographs shown may vary. The power values may vary. These are calculated according to the voltage used in the factory and in accordance to the supplier's technicalities. While Drainvac takes care to ensure that the information contained in this publication is accurate, it cannot guarantee complete accuracy. Drainvac is not responsible for errors or omissions contained in this publication.

AUTOMATIK SERIES

Commercial



DFDC40: series configuration

DFDC40-CB: Lower tank option

DFDC40-SP: Split motor head option

- Automatic self-flushing central vacuum system
- Outdoor exhaust required
- Two 6' (1.8 m) electrical cord
- Hour meter
- Lifetime warranty casing



TECHNICAL DATA VALUES

UNIT

AIRWATTS	2 x 395
mmH ₂ O	4799
m ³ /h	234
DECIBEL	72 dB at 10' / 72 dB at 3 m
VOLTAGE	230
WATTS	2 x 1725
HEIGHT	49" / 122.5 cm
DIAMETER	15" / 38 cm
CAPACITY	6 gal. / 29 L
WEIGHT	85 lb / 38.5 kg
BREAKER	2 x 10 A
ELECTRICAL PANEL	2 x 16 A CIRCUIT BREAKER (EU)
DRAIN	3" / 75 mm

MOTOR

MOTOR CODE	MOTE-03
QUANTITY	2 in series
DIAMETER	7.2" / 18 cm
STAGES	2
FANS	8
AMPS	2 x 7.5

CE Certified Product

The muffler and the exhaust vent are included with this unit.

All illustrations, specifications, colors and photographs shown may vary. The power values may vary. These are calculated according to the voltage used in the factory and in accordance to the supplier's technicalities. While Drainvac takes care to ensure that the information contained in this publication is accurate, it cannot guarantee complete accuracy. Drainvac is not responsible for errors or omissions contained in this publication.

AUTOMATIK SERIES

Commercial




DFDC40 : parallel configuration

DFDC40-CB: Lower tank option

DFDC40-SP: Split motor head option

- Automatic self-flushing central vacuum system
- Outdoor exhaust required
- Two 6' (1.8 m) electrical cord
- Hour meter
- Lifetime warranty casing



TECHNICAL DATA VALUES

UNIT

AIRWATTS	2 x 395
mmH ₂ O	3175
m ³ /h	415
DECIBEL	72 dB at 10' / 72 dB at 3 m
VOLTAGE	230
WATTS	2 x 1725
HEIGHT	49" / 122,5 cm
DIAMETER	15" / 38 cm
CAPACITY	6 gal. / 29 L
WEIGHT	85 lb / 38.5 kg
BREAKER	2 x 10 A
ELECTRICAL PANEL	2 x 16 A CIRCUIT BREAKER (EU)
DRAIN	3" / 75 mm

MOTOR

MOTOR CODE	MOTE-03
QUANTITY	2 in parallel
DIAMETER	7.2" / 18 cm
STAGES	2
FANS	8
AMPS	2 x 7.5

CE Certified Product

The muffler and the exhaust vent are included with this unit.

All illustrations, specifications, colors and photographs shown may vary. The power values may vary. These are calculated according to the voltage used in the factory and in accordance to the supplier's technicalities. While Drainvac takes care to ensure that the information contained in this publication is accurate, it cannot guarantee complete accuracy. Drainvac is not responsible for errors or omissions contained in this publication.

COMMERCIAL SERIES

Commercial

Even more possibilities offered to you:

- ✓ Even more specialized models.
- ✓ The separators or liquid extractor.
- ✓ Booster heads for additional power.



Central vacuum on a trolley

High power with all the mobility and facilities required for housekeeping in a commercial environment.



Compact model

Models inspired from the residential range, but adapted for use in a commercial environment.



Booster head

For adding more power to your unit.



Separator

Connected to a vacuum system, the separators will not only provide additional capacity, but also extends the life of your system by first capturing the higher risk materials. They act as an intermediary to your unit.

Liquid extractor

In addition to any dry only operating system to allow recovery of liquids when necessary.



S1000 SERIES

Commercial

CHARIOT-10 : Muffler & Exhaust vent or Activac 2 Filter

- SMS filter with SilverClear™ antimicrobial treatment
- 3 ply dust bag*
- Soundproof casing, lifetime warranty
- On/Off switch
- Electrical extension 28 '(7.5 m)
- Hour meter



TECHNICAL DATA VALUES

UNIT

AIRWATTS	700
mmH ₂ O	3880
m ³ /h	315
DECIBEL	58 dB at 10' / 58 dB at 3 m
VOLTAGE	230
WATTS	1610
HEIGHT	23" / 58 cm
DIAMETER	12" / 30 cm
CAPACITY	3.75 gal. / 17 L
WEIGHT	15 lb / 10,3 kg
FUSE	10 A
ELECTRICAL PANEL	10 A BREAKER

MOTOR

MOTOR CODE	MOTE-29
QUANTITY	1
DIAMETER	5.7" / 14 cm
STAGES	2
FANS	6
AMPS	7

CE Certified Product

* Use of a bag is recommended to facilitate maintenance and extend the life of the filter and of some parts.

This unit can vacuum up water with the liquid interceptor only (RECU-02DVI).

All illustrations, specifications, colors and photographs shown may vary. The power values may vary. These are calculated according to the voltage used in the factory and in accordance to the supplier's technicalities. While Drainvac takes care to ensure that the information contained in this publication is accurate, it cannot guarantee complete accuracy. Drainvac is not responsible for errors or omissions contained in this publication.

3000 SERIES

Commercial

AE3200-CT : Mufflers & Exhaust vent only**

- Cartridge filter (FILT-25)
- High efficiency filter bag*
- On/Off switch
- 6' (1.8 m) electrical cord
- Hour meter



TECHNICAL DATA VALUES

UNIT

AIRWATTS	2 x 520
mmH ₂ O	4318
m ³ /h	271
DECIBEL	69 dB at 10' / 69 dB at 3 m
VOLTAGE	230
WATTS	2990
HEIGHT	28" / 70 cm
DIAMETER	15" / 38 cm
CAPACITY	9 gal. / 41 L
WEIGHT	27 lb / 12.27 kg
FUSE	15 A
ELECTRICAL PANEL	15 A BREAKER

MOTOR

MOTOR CODE	MOTE-32
QUANTITY	2 in series
DIAMETER	5.7" / 14 cm
STAGES	2
FANS	6
AMPS	13

CE Certified Product

* Use of a bag is recommended to facilitate maintenance and extend the life of the filter and of some parts.

** This dual engines unit should be connected to an external air exhaust. The use of Activac 2™ is therefore not recommended.

This unit can vacuum up water with the liquid interceptor only (RECU-02DVI).

All illustrations, specifications, colors and photographs shown may vary. The power values may vary. These are calculated according to the voltage used in the factory and in accordance to the supplier's specifications. While Drainvac takes care to ensure that the information contained in this publication is accurate, it cannot guarantee complete accuracy. Drainvac is not responsible for errors or omissions contained in this publication.

SEPARATOR SERIES

Commercial

SEPA11 : Cyclonic action separator; no bag, no filter.

SEPA11-FL: Float option

SEPA11-CT: Cartridge filter option (FILT-28)



TECHNICAL DATA VALUES

IN	2" / 50 mm
OUT	2" / 50 mm
CAPACITY	10 gal. / 45 L
WEIGHT	11 lb / 5 kg
DIMENSIONS	15" x 29" / 38 cm x 74 cm

Space required for the installation of the device including elbows:
39 "x 53" (99 cm x 135 cm).

SEPA18 : Cyclonic action separator; no bag, no filter.

SEPA18-CT: Cartridge filter option (FILT-28)



TECHNICAL DATA VALUES

IN	2" / 50 mm
OUT	2" / 50 mm
CAPACITY	12 gal. / 54 L
WEIGHT	18 lb / 8 kg
DIMENSIONS	15" x 35" / 38 cm x 89 cm

Space required for the installation of the device including elbows:
39" x 59" (99 cm x 150 cm).

All illustrations, specifications, colors and photographs shown may vary. The power values may vary. These are calculated according to the voltage used in the factory and in accordance to the supplier's specifications. While Drainvac takes care to ensure that the information contained in this publication is accurate, it cannot guarantee complete accuracy. Drainvac is not responsible for errors or omissions contained in this publication.

SEPARATOR SERIES

Commercial

SEPA-01 : Cyclonic action separator; no bag, no filter.



TECHNICAL DATA VALUES

IN	3" / 75 mm
OUT	3" / 75 mm
CAPACITY	12 gal. / 54 L
WEIGHT	40 lb / 18 kg
DIMENSIONS	21" x 55" / 53 cm x 140 cm

Space required for the installation of the device including elbows: 45" x 79" (114 cm x 200 cm).

Main body is made of metal. The bottom (dust bin) is made of polypropylene.

RECU-02DVI : Liquid recuperator



TECHNICAL DATA VALUES

IN	1¼" / 32 mm
OUT	1¼" / 32 mm
CAPACITY	4 gal. / 40 L
WEIGHT	13 lb / 5 kg
DIMENSIONS	12" x 29" / 30 cm x 74 cm

All illustrations, specifications, colors and photographs shown may vary. The power values may vary. These are calculated according to the voltage used in the factory and in accordance to the supplier's specifications. While Drainvac takes care to ensure that the information contained in this publication is accurate, it cannot guarantee complete accuracy. Drainvac is not responsible for errors or omissions contained in this publication.

BOOSTER HEAD

Commercial



TETE02-

Fits on models: DF1R18, DFDC40 and DFDC41



TECHNICAL DATA VALUES

HEAD

AIRWATTS	395
mmH ₂ O	3175
m ³ /h	247
DECIBEL	70 dB at 10' / 70 dB at 3 m
VOLTAGE	230
WATTS	1725
HEIGHT	12" / 30 cm
DIAMETRE	15" / 38 cm
WEIGHT	15 lb / 7 kg
BREAKER	10 A
ELECTRICAL PANEL	16 A CIRCUIT BREAKER (EU)

MOTOR

MOTOR CODE	MOTE-03
QUANTITY	1
DIAMETRE	7.2" / 18 cm
STAGES	2
FANS	8
AMPS	7.5

CE Certified Product

All illustrations, specifications, colors and photographs shown may vary. The power values may vary. These are calculated according to the voltage used in the factory and in accordance to the supplier's specifications. While Drainvac takes care to ensure that the information contained in this publication is accurate, it cannot guarantee complete accuracy. Drainvac is not responsible for errors or omissions contained in this publication.

BOOSTER HEAD

Commercial



TETE05-

Fits on models:

DF2A31, DF1R19, DF1R20, DF2A60* and DF2A61*

* Models available through special order only.



TECHNICAL DATA VALUES

HEAD

AIRWATTS	2 x 355
mmH ₂ O	4191
m ³ /h	198
DECIBEL	70 dB at 10' / 70 dB at 3 m
VOLTAGE	230
WATTS	2530
HEIGHT	12" / 30 cm
DIAMETRE	15" / 38 cm
WEIGHT	15 lb / 7 kg
BREAKER	12 A
ELECTRICAL PANEL	16 A CIRCUIT BREAKER (EU)

MOTOR

MOTOR CODE	MOTE-04
QUANTITY	2 in series
DIAMETRE	5.7" / 14 cm
STAGES	2
FANS	8
AMPS	11

CE Certified Product

All illustrations, specifications, colors and photographs shown may vary. The power values may vary. These are calculated according to the voltage used in the factory and in accordance to the supplier's specifications. While Drainvac takes care to ensure that the information contained in this publication is accurate, it cannot guarantee complete accuracy. Drainvac is not responsible for errors or omissions contained in this publication.

DRAINVAC INSTALLATION

COMMERCIAL SECTOR





LIQUID **EXTRACTOR**

Liquid Extractor series

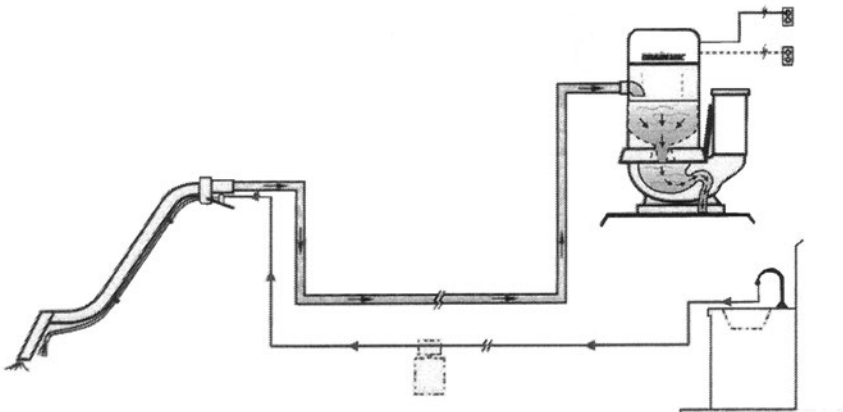
PROXTRAK



If you're a professional carpet cleaner, or if your business offers post-disaster cleaning services, this DRAINVAC application is the one you need!

It's also the system that got DRAINVAC started.


- Perfect for hard surfaces;
- Automatically drains soiled water into toilet;
- Three easy steps :
 - Place it on the toilet bowl, on a floor drain or outside the building
 - Connect the hoses to the hot water tap and the extractor;
 - Start cleaning;
- No refilling or emptying required.



PROXTRAK SERIES

Specific characteristics of this series:

- ✓ Vacuum liquid substances.
- ✓ Automatically sends contaminated water into the bowl.
- ✓ Can easily be carried from one place to another.
- ✓ Nothing to fill, nothing to empty.



* For more information on the functioning of the membrane (touch pad and LEDs), please refer to the manual supplied with the unit.

PROXTRAK SERIES

DF2P56

- Automatic draining liquid extractor
- **Maximum use up to 60m (200ft)**
- 2 x 7.5m (25 ft) electrical cord
- Lifetime warranty casing
- Hour meter



TECHNICAL DATA VALUES

UNIT

AIRWATTS	2 x 465
POWER FLOW	22.5 gal./min. / 102 L/min.
mmH ₂ O	3683
m ³ /h	415
DECIBEL	72 dB at 10' / 72 dB at 3 m
VOLTAGE	230
WATTS	3220
HEIGHT	43" / 95 cm
DIAMETER	15" / 38 cm
CAPACITY	8 gal. / 36 L
WEIGHT	70 lb / 32 kg
BREAKER	15 A
CONNECTION	16 A CIRCUIT BREAKER (EU)

MOTOR

MOTOR CODE	MOTE-07
QUANTITY	2 in parallel
DIAMETER	5,7" / 14 cm
STAGES	3
FANS	6
AMPS	14

CE Certified Product

All illustrations, specifications, colors and photographs shown may vary. The power values may vary. These are calculated according to the voltage used in the factory and in accordance to the supplier's technicalities. While Drainvac takes care to ensure that the information contained in this publication is accurate, it cannot guarantee complete accuracy. Drainvac is not responsible for errors or omissions contained in this publication.

PROXTRAK SERIES

DF2P57

- Automatic draining liquid recuperator
- **Maximum use up to 15m (50ft)**
- 7.5 m (25ft) electrical cord
- Lifetime warranty casing
- Hour meter



TECHNICAL DATA VALUES

UNIT

AIRWATTS	700
POWER FLOW	22.5 gal./min. / 102 L/min.
mmH ₂ O	3605
m ³ /h	315
DECIBEL	68 dB at 10' / 68 dB at 3 m
VOLTAGE	230
WATTS	1610
HEIGHT	43" / 95 cm
DIAMETER	15" / 38 cm
CAPACITY	8 gal. / 36 L
WEIGHT	50 lb / 23 kg
BREAKER	10 A
CONNECTION	16 A CIRCUIT BREAKER (EU)

MOTOR

MOTOR CODE	MOTE-48
QUANTITY	1
DIAMETER	5.7" / 14 cm
STAGES	3
FANS	6
AMPS	7

CE Certified Product

All illustrations, specifications, colors and photographs shown may vary. The power values may vary. These are calculated according to the voltage used in the factory and in accordance to the supplier's technicalities. While Drainvac takes care to ensure that the information contained in this publication is accurate, it cannot guarantee complete accuracy. Drainvac is not responsible for errors or omissions contained in this publication.



INDUSTRIAL **LINE**

Industrial Line

Automatik System



System with automatic drain.

Vacuum both dry and liquid substances.

Ideal for weekly maintenance of all type of industries, such as:

- griculture
- food sector
- automotive
- military
- supermarkets
- etc.

A durable and unequaled quality for continuous use.

Industrial Line

Pneumatik Separator



Doesn't need any motor because it's not a vacuum system: it's a separator connected to your existing vacuum system (commercial or industrial).

Equipped with an automatic dump, it stores all the waste before it arrives at your vacuum system and then dump it into a container. Can be moved easily with a forklift or it can be wall mounted.

Another product designed and custom built by Drainvac.

AUTOMATIK SERIES

Industrial

Several configurations available

- Automatic self-flushing central vacuum system
- Custom made design for your specific needs
- Outdoor exhaust required
- Ideal for weekly maintenance of all type of industries, such as: agriculture, food sector, automotive, military, supermarkets, etc.
- Lifetime warranty casing



TECHNICAL DATA VALUES

MODEL	mmH ₂ O	m ³ /h	PHASE	VOLTAGE	AMPS	NUMBER OF USERS	CAPACITY	DRAIN
10.05 HP	3952	321	three-phase	380-600	29 - 16.7	1	15 gal. / 68 L	4" / 100 mm
16.76 HP	2946	1234	three-phase	380-600	48.5 - 28	1-2	15 gal. / 68 L	4" / 100 mm
20 HP	3300	1584	three-phase	380-600	40 - 20	1-2	15 gal. / 68 L	4" / 100 mm

CE Certified Product

All illustrations, specifications, colors and photographs shown may vary. The power values may vary. These are calculated according to the voltage used in the factory and in accordance to the supplier's specifications. While Drainvac takes care to ensure that the information contained in this publication is accurate, it cannot guarantee complete accuracy. Drainvac is not responsible for errors or omissions contained in this publication.

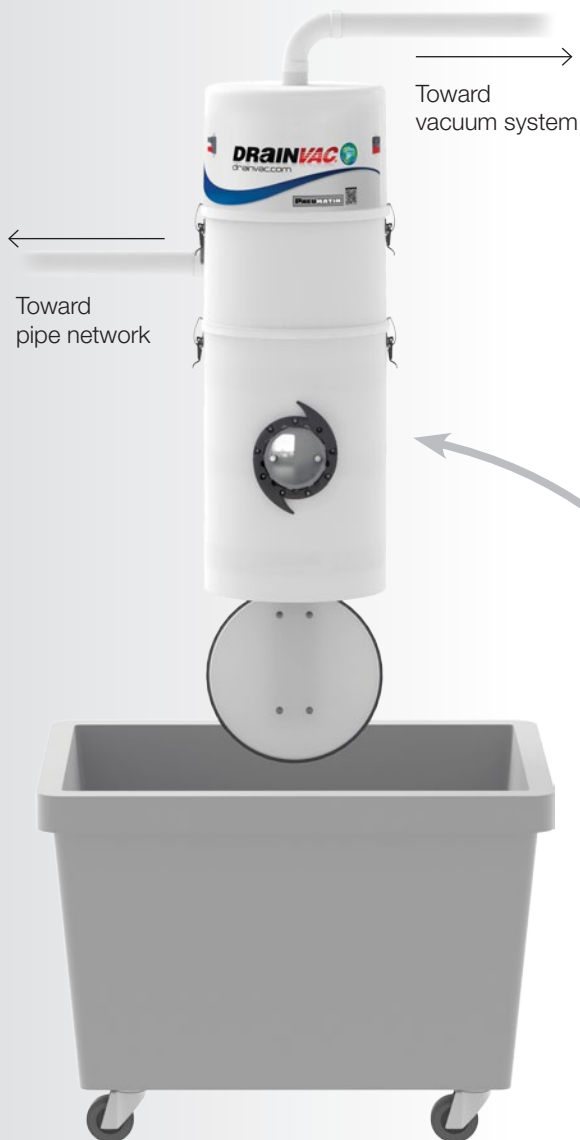
PNEUMATIK SEPARATOR

Industrial

SEPA-04 : Pneumatic Action Separator

Designed to connect to the vacuum system (commercial or industrial) of your choice.

- Automatic emptying controlled by pneumatic piston
- Motorless operation: requires 230V power only to operate the pneumatic piston and to transmit the start/stop signal to your existing vacuum system.
- Intercepts waste before entering the vacuum system
- 6' (1.8 m) electrical cord



TECHNICAL DATA VALUES

IN	2" / 50 mm or [3" / 75 mm]*
OUT	2" / 50 mm or [3" / 75 mm]*
CAPACITY	12 gal. / 54 L
WEIGHT	62 lb / 28 kg
HEIGHT	51" / 130 cm
DIAMETER	15" / 38 cm
VOLTAGE	230
WATT	1380
FUSE	6 A

**On special order only*

Can be wall mounted
or easily moved with
a forklift.



All illustrations, specifications, colors and photographs shown may vary. The power values may vary. These are calculated according to the voltage used in the factory and in accordance to the supplier's specifications. While Drainvac takes care to ensure that the information contained in this publication is accurate, it cannot guarantee complete accuracy. Drainvac is not responsible for errors or omissions contained in this publication.

DRAINVAC INSTALLATION

INDUSTRIAL SECTOR



DRAINVAC REALISATION

AUTOMOTIVE SECTOR



DRAINVAC REALISATION

FOOD SECTOR



DRAINVAC REALISATION

ANIMAL SECTOR

Université 
de Montréal



VARIOUS

BBA



A SERIES



KIT130A

BL-DV30:..... 30' (9m) Drainvac 24v hose x 1 3/8" (35mm) with button lock
 KBROS-2DV:.. 4 Drainvac utility tools + 12" (30cm) floor brush on wheels
 SUPP-02: White metal hose hanger
 PO-0100:..... Small grey accessory hanger
 TU09125:..... Stainless telescopic wand with lock

KIT125A Same kit with a 25' (7.5m) x 1 3/8" (35 mm) 24v hose
 KIT135A Same kit with a 35' (10.5m) x 1 3/8" (35 mm) 24v hose
 KIT140A Same kit with a 40' (12m) x 1 3/8" (35 mm) 24v hose
 KIT150A Same kit with a 50' (15m) x 1 3/8" (35 mm) 24v hose



KIT230A

This package includes the same items as the KIT130A with an additional :
 TUR5125-DV.. Drainvac regular air driven brush

KIT225A Same kit with a 25' (7.5m) x 1 3/8" (35 mm) 24v hose
 KIT235A Same kit with a 35' (10.5m) x 1 3/8" (35 mm) 24v hose
 KIT240A Same kit with a 40' (12m) x 1 3/8" (35 mm) 24v hose
 KIT250A Same kit with a 50' (15m) x 1 3/8" (35 mm) 24v hose



KIT330A

This package includes the same items as the KIT130A with an additional :
 TUR4125-DV.. Drainvac blue turbo air driven brush

KIT325A Same kit with a 25' (7.5m) x 1 3/8" (35 mm) 24v hose
 KIT335A Same kit with a 35' (10.5m) x 1 3/8" (35 mm) 24v hose
 KIT340A Same kit with a 40' (12m) x 1 3/8" (35 mm) 24v hose
 KIT350A Same kit with a 50' (15m) x 1 3/8" (35 mm) 24v hose



KIT430A

BE13830DV:.... Drainvac 30' (9m) 110/24v. hose x 1 3/8" (35mm) with button lock
 KBROS-2DV:.. 3 Drainvac utility tools including a 12" (30cm) floor brush on wheel
 SUPP-02: White hose hanger
 PO-0100:..... Small grey accessory hanger
 TU09125:..... Stainless telescopic wand with lock
 BA06125-DV:.. Electric power brush Drainvac

KIT425A Same kit with a 25' (7.5m) x 1 3/8" (35 mm) 110v/24v hose
 KIT435A Same kit with a 35' (10.5m) x 1 3/8" (35 mm) 110v/24v hose



KIT530A

BE13830DV:.... Drainvac 30' (9m) 110/24v. hose x 1 3/8" (35mm) with button lock
 KBROS-2DV:.. 3 Drainvac utility tools including a 12" (30 cm) floor brush on wheels
 SUPP-02: White hose hanger
 PO-0100:..... Small grey accessory hanger
 TU09125:..... Stainless telescopic wand with lock
 BA01125-DV:.. Drainvac 14" (30cm) Lindhaus electric brush with wand

KIT525A Same kit with a 25' (7.5m) x 1 3/8" (35 mm) 110v/24v hose
 KIT535A Same kit with a 35' (10.5m) x 1 3/8" (35 mm) 110v/24v hose

B SERIES



KIT130B

BL-DV30:..... 30' (9m) Drainvac 24v hose x 1 3/8" (35mm) with button lock
 KBROS-2DV:.. 3 Drainvac utility tools including a 12" (30cm) floor brush on wheels
 SUPP-01DV:.. DV metal hose & accessories hanger
 SUPP-19DV:.. Drainvac cloth accessory hanger
 TU09125:..... Stainless telescopic wand with lock

KIT125B Same kit with a 25' (7.5m) x 1 3/8" (35 mm) 24v hose
 KIT135B Same kit with a 35' (10.5m) x 1 3/8" (35 mm) 24v hose
 KIT140B Same kit with a 40' (12m) x 1 3/8" (35 mm) 24v hose
 KIT150B Same kit with a 50' (15m) x 1 3/8" (35 mm) 24v hose



KIT230B

This package includes the same items as the KIT130B with an additional :
 TUR5125-DV .. Drainvac regular air driven brush

KIT225B Same kit with a 25' (7.5m) x 1 3/8" (35 mm) 24v hose
 KIT235B Same kit with a 35' (10.5m) x 1 3/8" (35 mm) 24v hose
 KIT240B Same kit with a 40' (12m) x 1 3/8" (35 mm) 24v hose
 KIT250B Same kit with a 50' (15m) x 1 3/8" (35 mm) 24v hose



KIT330B

This package includes the same items as the KIT130B with an additional :
 TUR4125-DV .. Drainvac blue turbo air driven brush

KIT325B Same kit with a 25' (7.5m) x 1 3/8" (35 mm) 24v hose
 KIT335B Same kit with a 35' (10.5m) x 1 3/8" (35 mm) 24v hose
 KIT340B Same kit with a 40' (12m) x 1 3/8" (35 mm) 24v hose
 KIT350B Same kit with a 50' (15m) x 1 3/8" (35 mm) 24v hose



KIT430B

BE13830DV: Drainvac 30' (9m) 110/24v. hose x 1 3/8" (35mm) with button lock
 KBROS-2DV: ... 3 Drainvac utility tools including 12" (30cm) floor brush on wheels
 SUPP-01DV:.... DV metal hose & accessories hange
 SUPP-19DV:.... Drainvac cloth accessory hanger
 TU09125:..... Stainless telescopic wand with lock
 BA06125-DV:... Drainvac electric power brush

KIT425B Same kit with a 25' (7.5m) x 1 3/8" (35 mm) 110v/24v hose
 KIT435B Same kit with a 35' (10.5m) x 1 3/8" (35 mm) 110v/24v hose



KIT530B

BE13830DV: Drainvac 30' (9m) 110/24v. hose x 1 3/8" (35mm) with button lock
 KBROS-2DV: ... 3 Drainvac utility tools including 12" (30 cm) floor brush on wheels
 SUPP-01DV:.... DV metal hose & accessories hanger
 SUPP-19DV:.... Drainvac cloth accessory hanger
 TU09125:..... Stainless telescopic wand with lock
 BA01125-DV:... 14" (30cm) Lindhaus electric brush with wand

KIT525B Same kit with a 25' (7.5m) x 1 3/8" (35 mm) 110v/24v hose
 KIT535B Same kit with a 35' (10.5m) x 1 3/8" (35 mm) 110v/24v hose

C SERIES



KIT130C

BL-DV30:..... 30' (9m) Drainvac 24v hose x 1 3/8" (35mm) with button lock
 KBROS-2DV:.. 3 Drainvac utility tools including a 12" (30cm) floor brush on wheels
 SUPP-01DV:... DV metal hose & accessories hanger
 TU09125:..... Stainless telescopic wand with lock

KIT125C Same kit with a 25' (7.5m) x 1 3/8" (35 mm) 24v hose
 KIT135C Same kit with a 35' (10.5m) x 1 3/8" (35 mm) 24v hose
 KIT140C Same kit with a 40' (12m) x 1 3/8" (35 mm) 24v hose
 KIT150C Same kit with a 50' (15m) x 1 3/8" (35 mm) 24v hose



KIT230C

This package includes the same items as the KIT130C with an additional :
 TUR5125-DV .. Drainvac regular air driven brush

KIT225C Same kit with a 25' (7.5m) x 1 3/8" (35 mm) 24v hose
 KIT235C Same kit with a 35' (10.5m) x 1 3/8" (35 mm) 24v hose
 KIT240C Same kit with a 40' (12m) x 1 3/8" (35 mm) 24v hose
 KIT250C Same kit with a 50' (15m) x 1 3/8" (35 mm) 24v hose



KIT330C

This package includes the same items as the KIT130C with an additional :
 TUR4125-DV .. Drainvac blue turbo air driven brush

KIT325C Same kit with a 25' (7.5m) x 1 3/8" (35 mm) 24v hose
 KIT335C Same kit with a 35' (10.5m) x 1 3/8" (35 mm) 24v hose
 KIT340C Same kit with a 40' (12m) x 1 3/8" (35 mm) 24v hose
 KIT350C Same kit with a 50' (15m) x 1 3/8" (35 mm) 24v hose



KIT430C

BE13830DV:.... Drainvac 30' (9m) 110/24v. hose x 1 3/8" (35mm) with button lock
 KBROS-2DV:.. 3 Drainvac utility tools + 12" (30cm) floor brush on wheels
 SUPP-01DV:.... DV metal hose & accessories hanger
 TU09125:..... Stainless telescopic wand with lock
 BA06125-DV:... Drainvac electric power brush

KIT425C Same kit with a 25' (7.5m) x 1 3/8" (35 mm) 110v/24v hose
 KIT435C Same kit with a 35' (10.5m) x 1 3/8" (35 mm) 110v/24v hose



KIT530C

BE13830DV:.... Drainvac 30' (9m) 110/24v. hose x 1 3/8" (35mm) with button lock
 KBROS-2DV:.. 3 Drainvac utility tools + 12" (30cm) floor brush on wheels
 SUPP-01DV:.... DV metal hose & accessories hanger
 TU09125:..... Stainless telescopic wand with lock
 BA01125-DV:.. Drainvac 14" (30cm) Lindhaus electric brush with wand

KIT525C Same kit with a 25' (7.5m) x 1 3/8" (35 mm) 110v/24v hose
 KIT535C Same kit with a 35' (10.5m) x 1 3/8" (35 mm) 110v/24v hose

G, K & N SERIES



KIT130G

- BL13830EZ Regular 30' (9m) 24v. hose x 1 3/8" (35mm) with button lock
- BR-1401 12" (30cm) floor brush without wheels
- KBROS-6..... 3 utility tools + small accessory hanger
- SUPP-02 White metal hanger
- TU09125..... Stainless telescopic wand with lock

KIT135G..... Same kit with a 35' (10.5m) x 1 3/8" (35 mm) 24v hose



KIT130K

- BL-DV30.....30' (9m) Drainvac 24v hose x 1 3/8" (35mm) with button lock
- BR-04DVDrainvac crevice tool
- BR-05DVDrainvac dusting tool
- BR-06DVDrainvac upholstery tool
- BR-42DVDrainvac "Turn & Clean" floor brush
- SUPP-01DV.....DV metal hose & accessories hanger
- TU09125.....Stainless telescopic wand with lock



KIT130N

- BL-DV30.....30' (9m) Drainvac 24v hose x 1 3/8" (35mm) with button lock
- BR-0401Crevice tool
- BR-0501Dusting tool
- BR-0601Upholstery tool
- BR-140112" (30cm) floor brush without wheels
- SU-0200Chrome hose & accessory hanger
- TU09125.....Stainless telescopic wand with lock

KIT135N..... Same kit with a 35' (10.5m) x 1 3/8" (35 mm) 24v hose

KIT140N..... Same kit with a 40' (12m) x 1 3/8" (35 mm) 24v hose

T SERIES



TST30-5

BRL3830: Regular 30' (9m) hose x 1 3/8" (35mm) with button lock
 KBROS-1: 4 utility tools including a 10" (25cm) floor brush with wheels
 SUPP-01: Metal hanger for hose and accessories
 TU02125: 19" (47.5cm) chrome metal half wand button lock
 TU06125: 19" (47.5cm) chrome metal half wand with hole & button lock

TST60-5 Same kit with a 60' (18m) x 1 3/8" (35 mm) hose



TDT30-5

BL13830: 30' (9m) 24v. hose x 1 3/8" (35mm) with button lock
 KBROS-1: 4 utility tools including a 10" (25cm) floor brush on wheels
 SUPP-01: Metal hanger for hose & accessories
 TU13125: Chrome metal telescopic wand with button lock
 TUR8125: Air driven grey turbo brush TP210

TDT25-5 Same kit with a 25' (7.5m) x 1 3/8" (35 mm) hose
 TDT35-5 Same kit with a 35' (10.5m) x 1 3/8" (35 mm) hose
 TDT40-5 Same kit with a 40' (12m) x 1 3/8" (35 mm) hose
 TDT50-5 Same kit with a 50' (15m) x 1 3/8" (35 mm) hose



TEG30-5

BE13825 30' (9m) 110/24v. hose x 1 3/8" (35mm) with button lock
 KBROS-1 4 utility tools including a 10" (25cm) floor brush on wheels
 SUPP-01 Metal hanger for hose & accessories
 TU09125 Stainless steel telescopic wand with button lock
 TU07125 Chrome metal telescopic wand with 110v connection
 BA06125 Electric power brush

TEG25-5 Same kit with a 25' (7.5m) x 1 3/8" (35 mm) 24v hose
 TEG35-5 Same kit with a 35' (10.5m) x 1 3/8" (35 mm) 24v hose



TDL30-5

BL13830 30' (9m) 24v. hose x 1 3/8" (35mm) with button lock
 KBROS-1 4 utility tools including a 10" (25cm) floor brush on wheels
 SUPP-01 Metal hanger for hose & accessories
 TU13125 Chrome metal telescopic wand with button lock

TDL25-5 Same kit with a 25' (7.5m) x 1 3/8" (35mm) 24v hose
 TDL35-5 Same kit with a 35' (10.5m) x 1 3/8" (35mm) 24v hose
 TDL40-5 Same kit with a 40' (12m) x 1 3/8" (35mm) 24v hose
 TDL50-5 Same kit with a 50' (15m) x 1 3/8" (35mm) 24v hose



TEDL305

BE13825 30' (9m) 110/24v. hose x 1 3/8" (35mm) with button lock
 KBROS-1 4 utility tools including a 10" (25cm) floor brush on wheels
 SUPP-01 Metal hanger for hose & accessories
 TU13125 Chrome metal telescopic wand with button lock
 TU07125 Chrome metal telescopic wand with 110v connection
 BA01125 14" Lindhaus electric brush

TEDL255 Same kit with a 25' (7,5m) x 1 3/8" (35 mm) 24v hose
 TEDL355 Same kit with a 35' (10,5m) x 1 3/8" (35 mm) 24v hose

GARAGE KIT



TGA30-3*

Economic 30' (9m) hose x 1 3/8" (35mm)
 3 utility tools
 Chrome metal hanger for hose only



TGA30-6

Economic 30' (9m) hose x 1 3/8" (35mm)
 3 utility tools
 Chrome metal hanger for hose only
 TU-1001: Black plastic telescopic wand
 PO-1002: Black plastic hanger for accessories
 BR-1801: 12" (30cm) Black floor brush on wheels /nylon fiber



ZIP1020

30' (9m) stretch hose x 1 3/8" (35mm)
 12" (30cm) floor brush on wheels
 Black plastic telescopic wand
 SU-0200: Chrome hose & accessory hanger



ZIP1021

30' (9m) stretch hose x 1 3/8" (35mm)
 12" (30cm) floor brush on wheels
 Black plastic telescopic wand
 SU-0200: Chrome hose & accessory hanger
 KBROS-7: Set of 3 utility tools with small accessory hanger

BRUSH KIT



KBROS-1

4 tools accessory kit / horse hair bristle

BR-1901: Floor tool of 12" (30cm) with wheels / horse hair

BR-0401: Crevice tool

BR-0501: Dusting tool

BR-0601: Upholstery tool



KBROS-2DV

4 tools accessory kit / horse hair bristle / Drainvac

BR-19DV: Drainvac floor tool of 12" (30cm) with wheels / horse hair

BR-04DV: Drainvac crevice tool

BR-05DV: Drainvac dusting tool

BR-06DV: Drainvac upholstery tool



KBROS-4DV

4 tools accessory kit / nylon bristle / Drainvac

BR-20DV: Drainvac floor tool of 12" (30cm) with wheels / nylon fibre

BR-04DV: Drainvac crevice tool

BR-05DV: Drainvac dusting tool

BR-06DV: Drainvac upholstery tool



KBROS-6

3 utility tools plus small hanger / grey

BR-0401: Crevice tool

BR-0501: Dusting tool

BR-0601: Upholstery tool

PO-0100: Plastic accessorie support



KBROS-8DV

4 tools accessory kit / horse hair bristle / Drainvac

BR-14DV: Drainvac floor tool of 12" (30cm) no wheels / horse hair

BR-04DV: Drainvac crevice tool

BR-05DV: Drainvac dusting tool

BR-06DV: Drainvac dusting tool

CLEANING KIT



LAVE02B

Residential stainless steel cleanig kit for upholstery

BOYA-25: 30' (9m) hose x 1 3/8" (35mm)
 KB21025:50' (15m) water hose 1/4" (6mm) with connection 1/8" (3mm)
 NE-0404: Carpet cleaner 1 litre
 PULV-06: Liquid sprayer 1 litre
 OU44151: Upholstery tool with jet
 SU-0200: Metal hanger for hose
 SUPP-01DV:... Drainvac metal hanger for hose & accessories
 SUPP-19DV:... Drainvac cloth hanger for accessories



LAVE03B

Residential stainless steel cleanig kit for upholstery and floor

BOYA-25: 30' (9m) hose x 1 3/8" (35mm)
 KB21025:.....50' (15m) water hose 1/4" (6mm) with connection 1/8" (3mm)
 NE-0404: Ecological carpet cleaner 1 liter
 NE-0405: Floor cleaner 1 liter
 PULV-06: Liquid sprayer 1 liter
 OU44151: Upholstery tool with jet
 OU47151: Stainless wand with jet
 BROS-14: Numatic brush
 SU-0200: Metal hanger for hose
 SUPP-01DV:... Drainvac metal hanger for hose & accessories
 SUPP-19DV:... Drainvac cloth hanger for accessories



LAVE05B

Delux Residential stainless steel cleanig kit

BOYA-25: 30' (9m) hose x 1 3/8" (35mm)
 KB21025:.....50' (15m) water hose 1/4" (6mm) with connection 1/8" (3mm)
 NE-0404: Ecological carpet cleaner 1 liter
 NE-0405: Floor cleaner 1 liter
 PULV-06: Liquid sprayer 1 liter
 OU44151: Upholstery tool with jet
 OU45151: Carpet tool
 OU47151: Stainless steel wand with jet
 BROS-14: Numatic brush
 SU-0200: Metal hanger for hose
 SUPP-01DV:... Drainvac metal hanger for hose & accessories
 SUPP-19DV:... Drainvac cloth hanger for accessories




LAVE05BE

Delux Residential stainless steel cleanig kit

BOYA-25: 30' (9m) hose x 1 3/8" (35mm)
 KB21025:.....50' (15m) water hose 1/4" (6mm) with connection 1/8" (3mm)
 OU44151: Upholstery tool with jet
 OU45151: Carpet tool
 OU47151: Stainless steel wand with jet
 BROS-14: Numatic brush
 SU-0200: Metal hanger for hose
 SUPP-01DV:... Drainvac metal hanger for hose & accessories
 SUPP-19DV:... Drainvac cloth hanger for accessories


STANDARD INSTALLATION KIT



IN-0131

Installation kit with 3 **small door** inlets with 7' (2.1m) PVC piping


CO-1001:..... 90° F/F starter elbow in 2" (50mm) PVC: Qty: 1
 CO0101V:..... 90° F/F elbow in 2" (50mm) PVC: Qty: 10
 CO0201V:..... 90° M/F elbow in 2" (50mm) PVC: Qty: 2
 CO0801V:..... 45° F/F elbow in 2" (50mm) PVC: Qty: 6
 CO0901V:..... 45° M/F elbow in 2" (50mm) PVC: Qty: 2
 CR0101V:..... Gear clamps for PVC: Qty: 10
 FI-0201:..... Electrical wire 22-2: Qty: 76 feet (23.16m)
 CO01060:..... PVC glue 60ml: Qty: 1
 PL-0401:..... PVC mounting plate: Qty: 3
 PR16125:..... Drainvac small door inlet in white: Qty: 3
 TIER-03:..... Plastic tie-wrap 11 1/2" (28.75cm): Qty: 15
 UN0201V:..... Coupling in 2" (50mm) PVC: Qty: 6
 YP0101V:..... 45° Y in 2" (50mm) PVC: Qty: 2
 TU01207:..... 2" (50mm) PVC piping x 7' (2.1m): Qty: 7



IN-0131-2

Installation kit with 3 **large door** inlets with 7' (2.1m) PVC piping

CO-1001:..... 90° F/F starter elbow in 2" (50mm) PVC: Qty: 3
 CO0101V:..... 90° F/F elbow in 2" (50mm) PVC: Qty: 10
 CO0201V:..... 90° M/F elbow in 2" (50mm) PVC: Qty: 2
 CO0801V:..... 45° F/F elbow in 2" (50mm) PVC: Qty: 6
 CO0901V:..... 45° M/F elbow in 2" (50mm) PVC: Qty: 2
 CR0101V:..... Gear clamps for PVC: Qty: 10
 FI-0201:..... Electrical wire 22-2: Qty: 76 feet (23.16m)
 CO01060:..... PVC glue 60ml: Qty: 1
 PL-0401:..... PVC mounting plate: Qty: 3
 PR00125:..... Large door inlet in white: Qty: 3
 TIER-03:..... Plastic tie-wrap 11 1/2" (28.75cm): Qty: 15
 UN0201V:..... Coupling in 2" (50mm) PVC: Qty: 6
 YP0101V:..... 45° Y in 2" (50mm) PVC: Qty: 2
 TU01207:..... 2" (50mm) PVC piping x 7' (2.1m): Qty: 7




IN-0232

Installation kit with 3 **small door** inlets without piping

CO-1001:..... 90° F/F starter elbow in 2" (50mm) PVC: Qty: 3
 CO0101V:..... 90° F/F elbow in 2" (50mm) PVC: Qty: 10
 CO0201V:..... 90° M/F elbow in 2" (50mm) PVC: Qty: 2
 CO0801V:..... 45° F/F elbow in 2" (50mm) PVC: Qty: 6
 CO0901V:..... 45° M/F elbow in 2" (50mm) PVC: Qty: 2
 CR0101V:..... Gear clamps for PVC: Qty: 10
 FI-0201:..... Electrical wire 22-2: Qty: 76 feet (23.16m)
 CO01060:..... PVC glue 60ml: Qty: 1
 PL-0401:..... PVC mounting plate: Qty: 3
 PR16125:..... Drainvac small door inlet in white: Qty: 3
 TIER-03:..... Plastic tie-wrap 11 1/2" (28.75cm): Qty: 15
 UN0201V:..... Coupling in 2" (50mm) PVC: Qty: 6
 YP0101V:..... 45° Y in 2" (50mm) PVC: Qty: 2

STANDARD INSTALLATION KIT



IN-0232-2

Installation kit with 3 **large door** inlets without piping

CO-1001:..... 90° F/F starter elbow in 2" (50mm) PVC: Qty: 3
 CO0101V:..... 90° F/F elbow in 2" (50mm) PVC: Qty: 10
 CO0201V:..... 90° M/F elbow in 2" (50mm) PVC: Qty: 2
 CO0801V:..... 45° F/F elbow in 2" (50mm) PVC: Qty: 6
 CO0901V:..... 45° M/F elbow in 2" (50mm) PVC: Qty: 2
 CR0101V:..... Gear clamps for PVC: Qty: 10
 FI-0201:..... Electrical wire 22-2: Qty: 76 feet (23.16m)
 CO01060:..... PVC glue 60ml: Qty: 1
 PL-0401:..... PVC mounting plate: Qty: 3
 PR00125:..... Large door inlet in white: Qty: 3
 TIER-03:..... Plastic tie-wrap 11 1/2" (28.75cm): Qty: 15
 UN0201V:..... Coupling in 2" (50mm) PVC: Qty: 6
 YP0101V:..... 45° Y in 2" (50mm) PVC: Qty: 2



IN-0333

Installation kit with 2 **small door** inlets without piping

CO-1001:..... 90° F/F starter elbow in 2" (50mm) PVC: Qty: 2
 CO0101V:..... 90° F/F elbow in 2" (50mm) PVC: Qty: 5
 CO0201V:..... 90° M/F elbow in 2" (50mm) PVC: Qty: 1
 CO0801V:..... 45° F/F elbow in 2" (50mm) PVC: Qty: 3
 CO0901V:..... 45° M/F elbow in 2" (50mm) PVC: Qty: 1
 CR0101V:..... Gear clamps for PVC: Qty: 7
 FI-0201:..... Electrical wire 22-2: Qty: 50 feet (15.25m)
 CO01060:..... PVC glue 60ml: Qty: 1
 PL-0401:..... PVC mounting plate: Qty: 2
 PR16125:..... Drainvac small door inlet in white: Qty: 2
 TIER-03:..... Plastic tie-wrap 11 1/2" (28.75cm): Qty: 12
 UN0201V:..... Coupling in 2" (50mm) PVC: Qty: 4
 YP0101V:..... 45° Y in 2" (50mm) PVC: Qty: 2



IN-0333-2

Installation kit with 2 **large door** inlets without piping

CO-1001:..... 90° F/F starter elbow in 2" (50mm) PVC: Qty: 2
 CO0101V:..... 90° F/F elbow in 2" (50mm) PVC: Qty: 5
 CO0201V:..... 90° M/F elbow in 2" (50mm) PVC: Qty: 1
 CO0801V:..... 45° F/F elbow in 2" (50mm) PVC: Qty: 3
 CO0901V:..... 45° M/F elbow in 2" (50mm) PVC: Qty: 1
 CR0101V:..... Gear clamps for PVC: Qty: 7
 FI-0201:..... Electrical wire 22-2: Qty: 50 feet (15.25m)
 CO01060:..... PVC glue 60ml: Qty: 1
 PL-0401:..... PVC mounting plate: Qty: 2
 PR00125:..... Drainvac large door inlet in white: Qty: 2
 TIER-03:..... Plastic tie-wrap 11 1/2" (28.75cm): Qty: 12
 UN0201V:..... Coupling in 2" (50mm) PVC: Qty: 4
 YP0101V:..... 45° Y in 2" (50mm) PVC: Qty: 2

STANDARD INSTALLATION KIT



IN-04341Y

Installation kit with 1 **small door** inlet without piping

- CO-1001:..... 90° F/F starter elbow in 2" (50mm) PVC: Qty: 1
- CO0101V:..... 90° F/F elbow in 2" (50mm) PVC: Qty: 4
- CO0801V:..... 45° F/F elbow in 2" (50mm) PVC: Qty: 2
- CR0101V:..... Gear clamps for PVC x3: Qty: 3
- FI-0201:..... Electrical wire 22-2: Qty: 20 feet (6m)
- CO01060:..... PVC glue 60ml: Qty: 1
- PL-0401:..... PVC mounting plate: Qty: 1
- PR16125:..... Drainvac small door inlet in white: Qty: 1
- TIER-03:..... Plastic tie-wrap 11 1/2" (28.75cm): Qty: 5
- UN0201V:..... Coupling in 2" (50mm) PVC: Qty: 2
- YP0101V:..... 45° Y in 2" (50mm) PVC: Qty: 1



IN-0535

Installation kit with 3 **small door** inlets with 5' (1.5m) PVC piping

- CO-1001:..... 90° F/F starter elbow in 2" (50mm) PVC: Qty: 3
- CO0101V:..... 90° F/F elbow in 2" (50mm) PVC: Qty: 10
- CO0201V:..... 90° M/F elbow in 2" (50mm) PVC: Qty: 2
- CO0801V:..... 45° F/F elbow in 2" (50mm) PVC: Qty: 6
- CO0901V:..... 45° M/F elbow in 2" (50mm) PVC: Qty: 2
- CR0101V:..... Gear clamps for PVC: Qty: 10
- FI-0201:..... Electrical wire 22-2: Qty: 76 feet (23.16m)
- CO01060:..... PVC glue 60ml: Qty: 1
- PL-0401:..... PVC mounting plate: Qty: 3
- PR16125:..... Drainvac small door inlet in white: Qty: 3
- TIER-03:..... Plastic tie-wrap 11 1/2" (28.75cm): Qty: 15
- UN0201V:..... Coupling in 2" (50mm) PVC: Qty: 6
- YP0101V:..... 45° Y in 2" (50mm) PVC: Qty: 2
- TU01205:..... 2" (50mm) PVC piping x 5' (1.5m): Qty: 10



IN-0535-2

Installation kit with 3 **large door** inlets with 5' (1.5m) PVC piping

- CO-1001:..... 90° F/F starter elbow in 2" (50mm) PVC: Qty: 3
- CO0101V:..... 90° F/F elbow in 2" (50mm) PVC: Qty: 10
- CO0201V:..... 90° M/F elbow in 2" (50mm) PVC: Qty: 2
- CO0801V:..... 45° F/F elbow in 2" (50mm) PVC: Qty: 6
- CO0901V:..... 45° M/F elbow in 2" (50mm) PVC: Qty: 2
- CR0101V:..... Gear clamps for PVC: Qty: 10
- FI-0201:..... Electrical wire 22-2: Qty: 76 feet (23.16m)
- CO01060:..... PVC glue 60ml: Qty: 1
- PL-0401:..... PVC mounting plate: Qty: 3
- PR00125:..... Large door inlet in white: Qty: 3
- TIER-03:..... Plastic tie-wrap 11 1/2" (28.75cm): Qty: 15
- UN0201V:..... Coupling in 2" (50mm) PVC: Qty: 6
- YP0101V:..... 45° Y in 2" (50mm) PVC: Qty: 2
- TU01205:..... 2" (50mm) PVC piping x 5' (1.5m): Qty: 10


STANDARD INSTALLATION KIT



IN-0805

Installation kit with 1 **small door** inlet with 5' (1.5m) PVC piping

- CO-1001:..... 90° F/F starter elbow in 2" (50mm) PVC: Qty: 1
- CO0101V: 90° F/F elbow in 2" (50mm) PVC: Qty: 4
- CO0801V: 45° F/F elbow in 2" (50mm) PVC: Qty: 2
- CR0101V: Gear clamps for PVC x3: Qty: 3
- FI-0201: Electrical wire 22-2: Qty: 20 feet (6m)
- CO01060: PVC glue 60ml: Qty: 1
- PL-0401:..... PVC mounting plate: Qty: 1
- PR16125:..... Drainvac small door inlet in white: Qty: 1
- TIER-03: Plastic tie-wrap 11 1/2" (28.75cm): Qty: 5
- UN0201V: Coupling in 2" (50mm) PVC: Qty: 2
- YP0101V:..... 45° Y in 2" (50mm) PVC: Qty: 2
- TU01205:..... 2" (50mm) PVC piping x 5' (1.5m): Qty: 3



IN-0805-2

Installation kit with 1 **large door** inlet with 5' (1.5m) PVC piping

- CO-1001:..... 90° F/F starter elbow in 2" (50mm) PVC: Qty: 1
- CO0101V: 90° F/F elbow in 2" (50mm) PVC: Qty: 4
- CO0801V: 45° F/F elbow in 2" (50mm) PVC: Qty: 2
- CR0101V: Gear clamps for PVC x3: Qty: 3
- FI-0201: Electrical wire 22-2: Qty: 20 feet (6m)
- CO01060: PVC glue 60ml: Qty: 1
- PL-0401:..... PVC mounting plate: Qty: 1
- PR00125:..... Drainvac large door inlet in white: Qty: 1
- TIER-03: Plastic tie-wrap 11 1/2" (28.75cm): Qty: 5
- UN0201V: Coupling in 2" (50mm) PVC: Qty: 2
- YP0101V:..... 45° Y in 2" (50mm) PVC: Qty: 1
- TU01205:..... 2" (50mm) PVC piping x 5' (1.5m): Qty: 3



IN-0811

Installation kit with 1 **small door** inlet with 7' (2.1m) PVC piping

- CO-1001:..... 90° F/F starter elbow in 2" (50mm) PVC: Qty: 1
- CO0101V: 90° F/F elbow in 2" (50mm) PVC x 4: Qty: 4
- CO0801V: 45° F/F elbow in 2" (50mm) PVC x 2: Qty: 2
- CR0101V: Gear clamps for PVC x3: Qty: 3
- FI-0201: Electrical wire 22-2: Qty: 20 feet (6m)
- CO01060: PVC glue 60ml: Qty: 1
- PL-0401:..... PVC mounting plate: Qty: 1
- PR16125:..... Drainvac small door inlet in white: Qty: 1
- TIER-03: Plastic tie-wrap 11 1/2" (28.75cm): Qty: 5
- UN0201V: Coupling in 2" (50mm) PVC: Qty: 2
- YP0101V:..... 45° Y in 2" (50mm) PVC: Qty: 1
- TU01207:..... 2" (50mm) PVC piping x 7' (2.1m): Qty: 2

STANDARD INSTALLATION KIT



IN-0811-2

Installation kit with 1 **large door** inlet with 7' (2.1m) PVC piping

- CO-1001:..... 90° F/F starter elbow in 2" (50mm) PVC: Qty: 1
- CO0101V:..... 90° F/F elbow in 2" (50mm) PVC x 4: Qty: 4
- CO0801V:..... 45° F/F elbow in 2" (50mm) PVC x 2: Qty: 2
- CR0101V:..... Gear clamps for PVC x3: Qty: 3
- FI-0201:..... Electrical wire 22-2: Qty: 20 feet (6m)
- CO01060:..... PVC glue 60ml: Qty: 1
- PL-0401:..... PVC mounting plate: Qty: 1
- PR00125:..... Drainvac large door inlet in white: Qty: 1
- TIER-03:..... Plastic tie-wrap 11 1/2" (28.75cm): Qty: 5
- UN0201V:..... Coupling in 2" (50mm) PVC: Qty: 2
- YP0101V:..... 45° Y in 2" (50mm) PVC: Qty: 1
- TU01207:..... 2" (50mm) PVC piping x 5' (1.5m): Qty: 2



IN-0905

Installation kit with 2 **small door** inlets with 5' (1.5m) PVC piping

- CO-1001:..... 90° F/F starter elbow in 2" (50mm) PVC: Qty: 2
- CO0101V:..... 90° F/F elbow in 2" (50mm) PVC: Qty: 5
- CO0201V:..... 90° M/F elbow in 2" (50mm) PVC: Qty: 1
- CO0801V:..... 45° F/F elbow in 2" (50mm) PVC: Qty: 3
- CO0901V:..... 45° M/F elbow in 2" (50mm) PVC: Qty: 1
- CR0101V:..... Gear clamps for PVC: Qty: 7
- FI-0201:..... Electrical wire 22-2: Qty: 50 feet (15.25m)
- CO01060:..... PVC glue 60ml: Qty: 1
- PL-0401:..... PVC mounting plate: Qty: 2
- PR16125:..... Drainvac small door inlet in white: Qty: 2
- TIER-03:..... Plastic tie-wrap 11 1/2" (28.75cm): Qty: 12
- UN0201V:..... Coupling in 2" (50mm) PVC: Qty: 4
- YP0101V:..... 45° Y in 2" (50mm) PVC: Qty: 2
- TU01205:..... 2" (50mm) PVC piping x 5' (1.5m): Qty: 7



IN-0905-2

Installation kit with 2 **large door** inlets with 5' (1.5m) PVC piping

- CO-1001:..... 90° F/F starter elbow in 2" (50mm) PVC: Qty: 2
- CO0101V:..... 90° F/F elbow in 2" (50mm) PVC: Qty: 5
- CO0201V:..... 90° M/F elbow in 2" (50mm) PVC: Qty: 1
- CO0801V:..... 45° F/F elbow in 2" (50mm) PVC: Qty: 3
- CO0901V:..... 45° M/F elbow in 2" (50mm) PVC: Qty: 1
- CR0101V:..... Gear clamps for PVC: Qty: 7
- FI-0201:..... Electrical wire 22-2: Qty: 50 feet (15.25m)
- CO01060:..... PVC glue 60ml: Qty: 1
- PL-0401:..... PVC mounting plate: Qty: 2
- PR00125:..... Drainvac large door inlet in white: Qty: 2
- TIER-03:..... Plastic tie-wrap 11 1/2" (28.75cm): Qty: 12
- UN0201V:..... Coupling in 2" (50mm) PVC: Qty: 4
- YP0101V:..... 45° Y in 2" (50mm) PVC: Qty: 2
- TU01205:..... 2" (50mm) PVC piping x 5' (1.5m): Qty: 7

STANDARD INSTALLATION KIT



IN-0921

Installation kit with 2 **small door** inlets with 7' (2.1m) PVC piping

- CO-1001:..... 90° F/F starter elbow in 2" (50mm) PVC: Qty: 2
- CO0101V: 90° F/F elbow in 2" (50mm) PVC: Qty: 5
- CO0201V: 90° M/F elbow in 2" (50mm) PVC: Qty: 1
- CO0801V: 45° F/F elbow in 2" (50mm) PVC: Qty: 3
- CO0901V: 45° M/F elbow in 2" (50mm) PVC: Qty: 1
- CR0101V: Gear clamps for PVC: Qty: 7
- FI-0201:..... Electrical wire 22-2: Qty: 50 feet (15.25m)
- CO01060: PVC glue 60ml: Qty: 1
- PL-0401:..... PVC mounting plate: Qty: 2
- PR16125:..... Drainvac small door inlet in white: Qty: 2
- TIER-03: Plastic tie-wrap 11 1/2" (28.75cm): Qty: 12
- UN0201V: Coupling in 2" (50mm) PVC: Qty: 4
- YP0101V:..... 45° Y in 2" (50mm) PVC: Qty: 2
- TU01207:..... 2" (50mm) PVC piping x 7' (2.1m): Qty: 5



IN-0921-2

Installation kit with 2 **large door** inlets with 7' (2.1m) PVC piping

- CO-1001:..... 90° F/F starter elbow in 2" (50mm) PVC: Qty: 2
- CO0101V: 90° F/F elbow in 2" (50mm) PVC: Qty: 5
- CO0201V: 90° M/F elbow in 2" (50mm) PVC: Qty: 1
- CO0801V: 45° F/F elbow in 2" (50mm) PVC: Qty: 3
- CO0901V: 45° M/F elbow in 2" (50mm) PVC: Qty: 1
- CR0101V: Gear clamps for PVC: Qty: 7
- FI-0201:..... Electrical wire 22-2: Qty: 50 feet (15.25m)
- CO01060: PVC glue 60ml: Qty: 1
- PL-0401:..... PVC mounting plate: Qty: 2
- PR00125:..... Large door inlet in white: Qty: 2
- TIER-03: Plastic tie-wrap 11 1/2" (28.75cm): Qty: 12
- UN0201V: Coupling in 2" (50mm) PVC: Qty: 4
- YP0101V:..... 45° Y in 2" (50mm) PVC: Qty: 2
- TU01207:..... 2" (50mm) PVC piping x 7' (2.1m): Qty: 5

VACPAN INSTALLATION KIT



PR22125-K

Vacpan (beige) installation kit with piping

- BOYA-69: Hose for Vacpan kit: Qty:1
- CADR05A: Beige vacpan frame: Qty: 1
- CO0101V: 90° F/F elbow in 2" (50mm) PVC: Qty: 4
- CO01060: PVC glue 60ml: Qty: 1
- CO0801V: 45° F/F elbow in 2" (50mm) PVC: Qty: 2
- CR0101V: Gear clamps for PVC: Qty: 3
- FI-0201: electrical wire 22-2: Qty: 20 feet (6m)
- PR22125: Drainvac vacpan inlet in beige: Qty: 1
- TIER-03: Plastic tie-wrap 11 1/2" (28.75cm): Qty: 5
- UN0201V: Coupling in 2" (50mm) PVC: Qty: 2
- YP0101V: 45° Y in 2" (50mm) PVC: Qty: 1
- TU01205: 2" (50mm) PVC piping x 5' (1.5m): Qty: 3



PR22125KST

Vacpan (beige) installation kit without piping

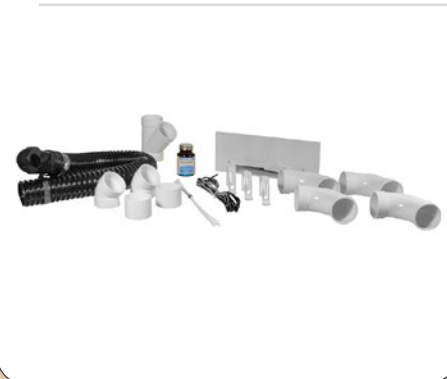
- BOYA-69: Hose for Vacpan kit: Qty:1
- CADR05A: Beige vacpan frame: Qty: 1
- CO0101V: 90° F/F elbow in 2" (50mm) PVC: Qty: 4
- CO01060: PVC glue 60ml: Qty: 1
- CO0801V: 45° F/F elbow in 2" (50mm) PVC: Qty: 2
- CR0101V: Gear clamps for PVC: Qty: 3
- FI-0201: Electrical wire 22-2: Qty: 20 feet (6m)
- PR22125: Drainvac vacpan inlet in beige: Qty: 1
- TIER-03: Plastic tie-wrap 11 1/2" (28.75cm): Qty: 5
- UN0201V: Coupling in 2" (50mm) PVC: Qty: 2
- YP0101V: 45° Y in 2" (50mm) PVC: Qty: 1



PR23125-K

Vacpan (white) installation kit with piping

- BOYA-69: BOYA-69: Hose for Vacpan kit: Qty:1
- CADR05B: White vacpan frame: Qty: 1
- CO0101V: 90° F/F elbow in 2" (50mm) PVC: Qty: 4
- CO01060: PVC glue 60ml: Qty: 1
- CO0801V: 45° F/F elbow in 2" (50mm) PVC: Qty: 2
- CR0101V: Gear clamps for PVC: Qty: 3
- FI-0201: Electrical wire 22-2: Qty: 20 feet (6m)
- PR23125: Drainvac vacpan inlet in white: Qty: 1
- TIER-03: Plastic tie-wrap 11 1/2" (28.75cm): Qty: 5
- UN0201V: Coupling in 2" (50mm) PVC: Qty: 2
- YP0101V: 45° Y in 2" (50mm) PVC: Qty: 1
- TU01205: 2" (50mm) PVC piping x 5' (1.5m): Qty: 3



PR23125KST

Vacpan (white) installation kit without piping

- BOYA-69: Hose for Vacpan kit: Qty:1
- CADR05B: White vacpan frame: Qty: 1
- CO0101V: 90° F/F elbow in 2" (50mm) PVC: Qty: 4
- CO01060: PVC glue 60ml: Qty: 1
- CO0801V: 45° F/F elbow in 2" (50mm) PVC: Qty: 2
- CR0101V: Gear clamps for PVC: Qty: 3
- FI-0201: Electrical wire 22-2: Qty: 20 feet (6m)
- PR23125: Drainvac vacpan inlet in white: Qty: 1
- TIER-03: Plastic tie-wrap 11 1/2" (28.75cm): Qty: 5
- UN0201V: Coupling in 2" (50mm) PVC: Qty: 2
- YP0101V: 45° Y in 2" (50mm) PVC: Qty: 1

VACPAN INSTALLATION KIT



PR26125-K

Vacpan (black) installation kit with piping


BOYA-69: Hose for Vacpan kit: Qty:1
 CADR05N:..... Black vacpan frame: Qty: 1
 CO0101V: 90° F/F elbow in 2" (50mm) PVC: Qty: 4
 CO01060: PVC glue 60ml: Qty: 1
 CO0801V: 45° F/F elbow in 2" (50mm) PVC: Qty: 2
 CR0101V: Gear clamps for PVC: Qty: 3
 FI-0201:..... Electrical wire 22-2: Qty: 20 feet (6m)
 PR26125:..... Drainvac vacpan inlet in black: Qty: 1
 TIER-03: Plastic tie-wrap 11 1/2" (28.75cm): Qty: 5
 UN0201V: Coupling in 2" (50mm) PVC: Qty: 2
 YP0101V:..... 45° Y in 2" (50mm) PVC: Qty: 1
 TU01205:..... 2" (50mm) PVC piping x 5' (1.5m): Qty: 3



PR26125KST

Vacpan (black) installation kit without piping

BOYA-69: Hose for Vacpan kit: Qty:1
 CADR05N:..... Black vacpan frame: Qty: 1
 CO0101V: 90° F/F elbow in 2" (50mm) PVC: Qty: 4
 CO01060: PVC glue 60ml: Qty: 1
 CO0801V: 45° F/F elbow in 2" (50mm) PVC: Qty: 2
 CR0101V: Gear clamps for PVC: Qty: 3
 FI-0201:..... Electrical wire 22-2: Qty: 20 feet (6m)
 PR26125:..... Drainvac vacpan inlet in black: Qty: 1
 TIER-03: Plastic tie-wrap 11 1/2" (28.75cm): Qty: 5
 UN0201V: Coupling in 2" (50mm) PVC: Qty: 2
 YP0101V:..... 45° Y in 2" (50mm) PVC: Qty: 1



PR40125-K

Vacpan (silver) installation kit with piping

BOYA-69: Hose for Vacpan kit: Qty:1
 CADR05SS:..... Stainless steel vacpan frame: Qty: 1
 CO0101V: 90° F/F elbow in 2" (50mm) PVC: Qty: 4
 CO01060: PVC glue 60ml: Qty: 1
 CO0801V: 45° F/F elbow in 2" (50mm) PVC: Qty: 2
 CR0101V: Gear clamps for PVC: Qty: 3
 FI-0201:..... Electrical wire 22-2: Qty: 20 feet (6m)
 PR40125:..... Drainvac vacpan inlet in stainless steel: Qty: 1
 TIER-03: Coupling in 2" (50mm) PVC: Qty: 2
 UN0201V: Union PVC 2" (50mm): Qty: 2
 YP0101V:..... 45° Y in 2" (50mm) PVC: Qty: 1
 TU01205:..... 2" (50mm) PVC piping x 5' (1.5m): Qty: 3



PR40125KST

Vacpan (silver) installation kit without piping

BOYA-69: Hose for Vacpan kit: Qty:1
 CADR05SS:..... Stainless steel vacpan frame: Qty: 1
 CO0101V: 90° F/F elbow in 2" (50mm) PVC: Qty: 4
 CO01060: PVC glue 60ml: Qty: 1
 CO0801V: 45° F/F elbow in 2" (50mm) PVC: Qty: 2
 CR0101V: Gear clamps for PVC: Qty: 3
 FI-0201:..... Electrical wire 22-2: Qty: 20 feet (6m)
 PR40125:..... Drainvac vacpan inlet in stainless steel: Qty: 1
 TIER-03: Plastic tie-wrap 11 1/2" (28.75cm): Qty: 5
 UN0201V: Coupling in 2" (50mm) PVC: Qty: 2
 YP0101V:..... 45° Y in 2" (50mm) PVC: Qty: 1

DUST BAGS



SAC--15

Disposable 2-ply paper dust bags

Capacity : 3.75g (17L) / Qty: 2

For the 1000, «C» & Contractor series having a 12" (30cm) diameter.

SAC--14

Disposable 2-ply paper dust bags

Capacity : 9g (41L) / Qty: 2

For the Pro2, Generation 2, Summum, 2000, 3000, 'C', & Contractor series having a 15" (38cm) diameter and a metal cage.



SAC--19

Disposable 3-ply cloth dust bags

Capacity : 3.75g (17L) / Qty: 2

For the 1000, 'C', & Contactor series having a 12" (30cm) diameter.

SAC--20

Disposable 3-ply cloth dust bags

Capacity : 9g (41L) / Qty: 2

For the Pro2, Generation 2, Summum, 2000, 3000, 'C', & Contactor series having a 15" (38cm) diameter and a metal cage.



SAC--31

Disposable 3-ply cloth dust bags

Capacity : 3.75g (17L) / Qty: 2

For the Pro1 and S1000 séries having a 12" (30cm) diameter.

SAC--32

Disposable 3-ply cloth dust bags

Capacity : 9g (41L) / Qty: 2

For the Pro2, Generation 2 and Summum series having a 15" (38cm) diameter and the new plastic cage.

DUST BAGS AND FILTER



SAC--23

Disposable cloth dust bag without zipper.
Capacity: 0.39 g (1.5 L).
For Atomik model.



SAC--23Z

Disposable cloth dust bag with zipper for greater ease of maintenance.
Capacity: 0.39 g (1.5 L).
For Atomik model.




SAC--23K

Set of 3 disposable cloth dust bags without zipper including a 8in (20cm) diameter filter.
Capacity: 0.39 g (1.5 L).
For Atomik model.

SAC--23ZK

Set of 3 disposable cloth dust bags with zipper for greater ease of maintenance. Includes a 8in (20cm) diameter filter.
Capacity: 0.39 g (1.5 L).
For Atomik model.



FILT-41

8in (20cm) diameter filter.
For Atomik model.

FILTERS



FILT-15

Activac

Activac charcoal exhaust filter. Sold in bulk.



FILT-15K

Activac

Activac charcoal exhaust filter.

*Same as the FILT-15, but sold in a box.



FILT-02

ACTIVAC 2[®] exhaust filter

- HEPA filtration system which improves air quality;
- Filter airborne particles;
- Provided with an activated charcoal membrane for odor control;
- Acts as a muffler.



FILT-07DVI*

SMS filter with Silverclear™ antimicrobial treatment

Metal cage filter for the Pro2, Generation 2, Summum, 2000, 3000, «C» & Contractor series having a 41 L (9 gal) capacity.



FILT-33DVI*

SMS Filter with Silverclear™ antimicrobial treatment

Filter for the new plastic cage of the Pro2, Generation 2 and Summum series having a 41 L (9 gal) capacity and a single motor.

FILTERS



FILT-29DVI*

SMS Filter with Silverclear™ antimicrobial treatment

Metal cage filter for the former series (1000, "C" & Contractor) having a 17 L (3.75 gal) capacity.



FILT-30DVI*

SMS filter with Silverclear™ antimicrobial treatment

Filter for the plastic cage of the Pro1 and S1000 series having a 17 L (3.75 gal) capacity.



FILT-19

Foam filter 6" (15cm) x 8" (20cm) for DV10 units

FI-0601

Foam filter 6" (15cm) x 12" (30cm) for 2000 and 3000 series units

For a replacement filter, tell us the year of purchase of your device because some models require a precise drilled depth filter.



FILT-20

Foam filter 5" (15cm) x 8" (20cm) for 1000 series units

For a replacement filter, tell us the year of purchase of your device because some models require a precise drilled depth filter.

PADDED HOSE COVERS



HOUS-04

Hose cover with zipper 30' (9m): blue

HOUS-05

Hose cover with zipper 35' (10.5m): blue



HOUS-06

Hose cover with zipper 30' (9m): platinum

HOUS-07

Hose cover with zipper 35' (10.5m): platinum



HOUS-08

Hose cover with zipper 30' (9m): taupe

HOUS-09

Hose cover with zipper 35' (10.5m): taupe



HOUS-10

Hose cover with zipper 30' (9m): grey

HOUS-11

Hose cover with zipper 35' (10.5m): grey

ELASTIC HOSE COVERS



HOUS-02

Elastic hose cover 30' (9m)

HOUS-03

Elastic hose cover 35' (10.5m)

WALLY AND VACPAN



WALLY-01

White Wallyflex

Auxiliary device for central vacuum with extensible hose 13' (4m)

WALLY-02 Black Wallyflex



PR23125 (Box of 12 : VCPW01)

White Vacpan

PR22125..... Beige Vacpan (Box of 12 : VCP101)
PR26125..... Black Vacpan (Box of 12 : VCPB01)
PR40125..... Silver Vacpan (Box of 12 : VCPS01)

See Section # 7 (residential kits) for Vacpan installation kits



CADR05B (Box of 50 : VPQW01)

White Vacpan trim plate

CADR05A..... Beige trim plate (Box of 50 : VPQI01)
CADR05N Black trim plate (Box of 50 : VPQB01)
CADR05SS Inox trim plate

ELECTRIC ROTARY CARPET BROOMS



BA01125

Lindhaus 14" (36cm) power head without wand
(110 / 24V hose required product code BE13830DV - BE13835DV)



BA01125-DV

Lindhaus 14" (36cm) power head with wand / Drainvac
(110 / 24V hose required product code BE13830DV - BE13835DV)



BA04125

Sebo power head without wand
(110 / 24V hose required product code BE13830DV - BE13835DV)



BA04125-DV

Sebo power head with wand / Drainvac
(110 / 24V hose required product code BE13830DV - BE13835DV)



BA06125

Power head without wand
(110 / 24V hose required product code BE13830DV - BE13835DV)



BA06125-DV

Power head with wand / Drainvac
(110 / 24V hose required product code BE13830DV - BE13835DV)

ROTARY TURBO CARPET BROOMS



TUR2125-DV

Mini air driven brush / Drainvac

TUR2125

Mini air driven brush



TUR4125-DV

High performance turbo zoom air driven brush / Drainvac

TUR4125

High performance turbo zoom air driven brush



TUR5125-DV

Regular air driven brush / Drainvac

TUR5125

Regular air driven brush



TUR8125

Air driven brush TP210

FLOOR BRUSHES



BR-14DV

Floor brush 12" (30cm) without wheels / horse hair bristles / Drainvac

BR-1401

Floor brush 12" (30cm) without wheels / horse hair bristles



BR-19DV

Floor brush 12" (30cm) with wheels / horse hair bristles / Drainvac

BR-1901

Floor brush 12" (30cm) with wheels / horse hair bristles



BR-20DV

Floor brush 12" (30cm) with wheels / nylon bristles / Drainvac

BR-2001

Floor brush 12" (30cm) with wheels / nylon bristles



BR-42DV*

"Turn & Clean" floor brush/Drainvac



BR-1201DV*

Floor brush 12" (30cm) combined / Drainvac

BR-1201

Floor brush 12" (30cm) combined



BR-1801

Floor brush 12" (30cm) without wheels / black / nylon bristles



BR-23DV*

Floor brush 12" (30cm) with wheels / rubber blades / Drainvac

For replacement blades, use the LAME-03 item and cut it to the required length.

FLOOR BRUSHES, BRUSHES AND TOOLS



BR-2201

Floor brush 14" (36cm) with wheels / black / horse hair bristles



BR-4001

Radiator brush



BROS-04

Nylon fiber brush for animals



BROS-10

Comb type brush for long hair animals



BR-05DV

Dusting tool / Drainvac

BR-0501

Dusting tool



BR-06DV

Upholstery tool / Drainvac

BR-0601

Upholstery tool



BR-0401

Crevice tool



BR-04DV

Crevice tool / Drainvac



EXTE-03

Exten Vac

ACCESSORIES HOLDER AND SUPPORTS



PO-0100

Small accessory hanger



PO-1002

Small accessory hanger / black



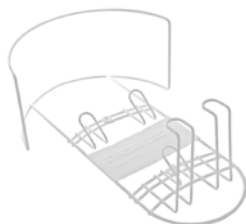
SU-0200

Small metal hose and accessory hanger / chrome



SUPP-02

Small metal hose and accessory hanger



SUPP-01DV*

Large hose and accessory metal hanger Drainvac

SUPP-01*

Large hose and accessory metal hanger



SUPP-19DV

Accessory cloth hanger / Drainvac

WATER HOSES



Water hose 3/8" (9mm) with 1/8" (3mm) connection: Faucet / tool

KB01375: Length of 25' (7,5m)
KB03375: Length of 50' (15m)



Water hose 3/8" (9mm) with 1/8" (3mm) connection: Extension

KB04375: Length of 25' (7,5m)
KB06375: Length of 50' (15m)



Water hose 1/4" (6mm) with 1/8" (3mm) connection: Faucet / tool

KB20025: Length of 25' (7,5m)
KB21025: Length of 50' (15m)



Water hose 1/4" (6mm) with 1/8" (3mm) connection: Extension

KB22025: Length of 25' (7,5m)
KB23025: Length of 50' (15m)

HOSE WITH LOCK



1 1/4" (32mm) 110v. hose with button lock

BER2530: Length of 30' (9m)
BER2525: Length of 25' (7.5 m)
BER2535: Length of 35' (10.5m)



1 3/8" (35mm) 110/24v. hose with button lock / Drainvac

BE13830DV: Length of 30' (9m)
BE13825DV: Length of 25' (7.5 m)
BE13835DV: Length of 35' (10.5m)

1 3/8" (35mm) 110/24v. hose with button lock

BE13830: Length of 30' (9m)
BE13825: Length of 25' (7.5 m)
BE13835: Length of 35' (10.5m)



1 3/8" (35mm) hose with button lock

BL13830: Length of 30' (9m)
BL13825: Length of 25' (7.5 m)
BL13835: Length of 35' (10.5m)
BL13840: Length of 40' (12m)
BL13850: Length of 50' (15m)



1 3/8" (35mm) hose with button lock / Drainvac

BL-DV30: Length of 30' (9m)
BL-DV07: Length of 7' (2.1m)
BL-DV25: Length of 25' (7.5m)
BL-DV35: Length of 35' (10.5m)
BL-DV40: Length of 40' (12m)
BL-DV50: Length of 50' (15m)



Regular hose 1 3/8" (35mm) with button lock

BRL3830: Length of 30' (9m)
BRL3860: Length of 60' (18m)

HOSE WITH LOCK FOR WIRELESS RECEPTION



BL-RF34

34' (10m) x 1 3/8" (35mm) hose with button lock for wireless receiver, 120V

** Hose BL-RF34 requires the use of a wireless reception kit.*

With the purchase of this hose, please order the kit corresponding to the voltage applicable in your area (120V or 230V).

KIT-REC120

120v wireless receiver kit

KIT-REC230

230v wireless receiver kit



KIT-RF120P

KIT-RF230P

KIT-RF120P

Transmission/Reception kit, 120v without wire to convert a regular hose (Plastiflex) into a hose for wireless reception.

KIT-RF230P

Transmission/Reception kit, 230v without wire to convert a regular hose (Plastiflex) into a hose for wireless reception.

HOSE WITHOUT LOCK



1 3/8" (35mm) hose without button lock

BO13830: Length of 30' (9m)

BO13825: Length of 25' (7,5m)

BO13835: Length of 35' (10,5m)

BO13840: Length of 40' (12m)

BO13850: Length of 50' (15m)



1 3/8" (35mm) hose without button lock / Drainvac

BO-DV30: Length of 30' (9m)

BO-DV25: Length of 25' (7,5m)

BO-DV35: Length of 35' (10,5m)

BO-DV40: Length of 40' (12m)

BO-DV50: Length of 50' (15m)



Regular hose 1 3/8" (35mm) without button lock

BR13830: Length of 30' (9m)

BR13860: Length of 60' (18m)

HANDLES AND CUFFS



POIG-01

Swivel handle for 24v x 1 3/8" (35mm) hose without button lock



POIG-09

Swivel handle for 24v x 1 3/8" (35mm) hose with button lock



POIG-16

Gaz pump handle 1 3/8" (35mm) with button lock / Drainvac



POIG-12

Gaz pump handle 1 3/8" (35mm) with button lock



DTU1-04

Handle without button lock. Fits on both regular hoses of:
1 1/4" (32mm) and 1 3/8" (35mm)



DTU1-07

Handle with button lock. Fits on both regular hoses of:
1 1/4" (32mm) and 1 3/8" (35mm)



DCU1-00

Regular hose inlet adaptor 1 1/4" (32mm)



DCU1-03

Regular hose inlet adaptor 1 1/4" (32mm) /black



DCU1-01

Regular hose inlet adaptor 1 3/8" (35mm)

WAND



TU02125

Half wand / chrome / bottom part



TU06125

Half wand / chrome / upper part



TU03125

Half wand with 110v. Connection / chrome



TU04125

Half wand with 110v. Direct Connect / chrome



TU05125

Telescopic wand without button lock / chrome



TU07125

Telescopic wand for electric cover head



TU08125

Telescopic wand without button lock / stainless steel



TU09125

Telescopic wand with button lock / stainless steel / Drainvac



TU-1001

Telescopic wand / black / plastic



TU10125

Half wand 20" (50cm) with plastic end

INLET



PR16125 (Box of 24 : 791500WDRV)
Small door PVC inlet / white / Drainvac

PR15125 (Box of 24 : SV8020S)
Small door PVC inlet / beige / Drainvac
Box of 24 inlets available on special order only.



PR27125 (Box of 24 : SV8016)
Small door PVC inlet / white

PR28125 (Box of 24 : SV8020)
Small door PVC inlet / beige
Box of 24 inlets available on special order only.



PR06125 (Box of 20 : FT40CR)
Small door metal inlet / chrome

PR12125 (Box of 20 : FT40BZ)
Small door metal inlet / bronze

PR13125 (Box of 20 : FT40BS)
Small door metal inlet / gold



PR18200
Wall inlet / stainless steel



PR18201
Micro switch wall inlet / stainless steel



PRISE-28
Wall inlet with lock and key / stainless steel

INLET AND OUTDOOR EXHAUST VENTS



PR00125 (Box of 24 : SV8026)
Large door PVC inlet / white

PR01125 (Box of 24 : SV8030)
Large door PVC inlet / beige



PR09125 (Box of 32 : 775590W)
Large door PVC inlet / white

PR05125 (Box of 32 : 775590)
Large door PVC inlet / beige

PR08125 (Box of 32 : 775590B)
Large door PVC inlet / black



PR20125
Utility inlet with contact



PRIS-03 (Box of 100 : 775583W)
Utility inlet without contact



SO-0301 (Box of 25 : 765540W)
Large PVC outdoor exhaust vent



SO-0601 (Box of 40 : SV8118)
Small PVC outdoor exhaust vent

INLETS, COVERS AND INLET PLATES



Deco inlet

- PRISE-41.....White
- PRISE-42.....Black
- PRISE-43.....Almond
- PRISE-44.....Ivory
- PRISE-45.....Gray
- PRISE-46.....Red



Deco trim plate

- CADR-09.....White
- CADR-10.....Black
- CADR-11.....Almond
- CADR-12.....Ivory
- CADR-13.....Gray
- CADR-14.....Red



COUV-02 (Box of 45 : SV8012M)
Temporary PVC cover / white

COUV-03 (Box of 45 : SV8014M)
Temporary PVC cover / beige



CADR-03 (Box of 80 : FT1600W)
Small door inlet PVC trim plate / white

CADR031 (Box of 80 : FT1600)
Small door inlet PVC trim plate / beige



CADR-04 (Box of 150 : 775589W)
Large door inlet PVC trim plate / white

CADR041 (Box of 150 : 775589)
Large door inlet PVC trim plate / beige

INLETS & PLATES



PLAQ-06

20 amps inlet plate / 15 amp - 220v




PRIS-32

15 amp inlet - 220v



PRIS-19

20 amp inlet




PL-0401 (Box of 75 : SV8001)

PVC back plate



PL-0501 (Box of 75 : 791044W)

PVC back plate / Plastiflex



PL-0601 (Box of 64 : 765566W)

Back plate in PVC & galvanized metal / Vaculine

INSTALLATION PARTS



EX0101V (Box of 100 : 765541W)
PVC 2" (50mm) inlet extension



ADAP-36
Reducer 2" (50 mm) PVC x 2" (50 mm) ABS



REDU-20
Reducer 2" (50mm) x 1 1/2" (38mm) M/F ABS



UN0201V (Box of 175 : 765529W)
PVC 2" (50mm) coupling



UNIO-03
ABS coupling 2" (50mm)



EX-0201 (Box of 80 : SV8286)
PVC 2" (50mm) inlet extension (European inlet)



UN-0401 (Box of 45 : SV8096)
PVC 2" (50mm) piping adaptor



CO-0502 (Box of 50 : SV8081)
PVC 2" (50mm) floor adaptor

INSTALLATION PARTS



KADP-06

ABS adapter for recovery bag



KADP-06*

Complete set of adapter for recovery bag



CO-0402 (Box of 50 : 765547W)

PVC 2" (50mm) pipe cover



CO0101V (Box of 75 : 765510W)

90° F/F PVC elbow 2" (50mm)



CO0201V (Box of 50 : 765511W)

90° M/F PVC elbow 2" (50mm)



CO0801V (Box of 80 : 765517W)

45° F/F PVC elbow 2" (50mm)



CO0901V (Box of 80 : 765518W)

45° M/F PVC elbow 2" (50mm)

INSTALLATION PARTS



CO1001VN (Box of 125 : 765503W)
90° F/F PVC starter elbow 2" (50mm)



CO-1201V (Box of 75 : 765519W)
30° F/F PVC elbow 2" (50mm)



CO-1202 (Box of 125 : 2032-01)
30° M/F PVC elbow 2" (50mm)



COUD-15 (Box of 115 : SV8042C)
90° F/F PVC elbow 2" (50mm) clear



COUD-22
90° F/F ABS elbow 2" (50mm)



TPVC01V (Box of 55 : 765501W)
T 90° PVC 2" (50mm)

INSTALLATION PARTS



YABS-01
ABS 45° Y 1 1/2" (38mm)



YABS-02
ABS 45° Y 2" (50mm)



YABS-07
ABS 45° Y 2" (50mm) x 1 1/2" (38mm)



YP0101V (Box of 60 : 765525W)
45° PVC 2" (50mm) Y



YP-0201 (Box of 45 : SV8072C)
45° PVC 2" (50mm) Y clear



YP-0301 (Box of 65 : SV8070)
90° PVC 2" (50mm) double Y

INSTALLATION PARTS



TU01201 (80' package : BUND-01)
Clear PVC 2" (50mm) x 7' (2.1m) piping



TU01205 (50' package : BUND-05)
PVC 2" (50mm) x 5' (1.5m) piping

TU01207 (49' package : BUND-07)
PVC 2" (50mm) x 7' (2.1m) piping



TU11200
ABS 2" (50mm) piping
12 feet (360cm) length / Sold by foot (30cm)



TUYA-15
ABS 1 1/2" (38mm) piping
12 feet (360cm) length / Sold by foot (30cm)



TU23201
Galvanized steel 2" (50mm) piping
8 feet (240cm) length / Sold by foot (30cm)

ELECTRICAL WIRES



FI-0201

24 v / 22-2 electrical wire (sold by foot / 30cm)

FI0201B

1000' bobbin of 24 v / 22-2 electrical wire

FIL-12

Electric wire for broom

150 LOWER TANK KIT CONVERSION



CUVE-150

Conversion kit for DV/DF1A150-CB

JUPE-02*:.....Anti-splash plastic curtain

VELC-01:.....Velcro (2pcs M/F)

CONE-03:.....Plastic cone

CORP150:.....Body part unit for DV/DF1A150

SUPP-07 et SUPP-23A:.....Wall and unit metal hangers

RODE-04:.....10" rod

Bolts and nuts connectors

MUFFLERS



SI-0102
Exhaust muffler (black)



SI-0401
Small Exhaust muffler (mini)



SILE-02
Cheery bomb exhaust muffler



SI-0502*
Audioprotek muffler (top - black)



SI-0602*
Audioprotek muffler (side - black)

GEAR CLAMP AND TIES



TI-0101
Plastic tie wrap 8" (20cm)



TIER-03
Plastic tie wrap 11 1/2" (28.75cm)



CO-0111
Gear clamp 2 1/2" (63mm)




COLE-11
Gear clamp 4 1/2" (113mm)



CR0101V (Box of 300 : 765545W)
PVC 2" (50mm) piping strap

GLUES



CO01060

PVC glue (60ml)

CO10340

Box of 48 bottles of PVC glue (60ml)

This product can not be sold alone outside Canada. For all orders having to pass through Canadian customs, please order the kit below including this product.

IN-CO-1000

CO0101V: 6 elbows 90 ° F / F PVC 2 "(50mm)
CO01060: 48 bottles of PVC glue (60ml)



CO03250

PVC glue (250ml)

CO10403

Box of 24 bottles of PVC glue (250ml)

This product can not be sold alone outside Canada. For all orders having to pass through Canadian customs, please order the kit below including this product.

IN-CO-2000

CO0101V: 6 elbows 90 ° F / F PVC 2 "(50mm)
CO03250: 24 bottles of PVC glue (250ml)



COLL-05

ABS yellow glue (250ml)

This product can not be sold alone outside Canada. For all orders having to pass through Canadian customs, please order the kit below including this product.

IN-CO-3000

CO0101V: 6 elbows 90 ° F / F PVC 2 "(50mm)
COLL-05: 24 bottles of glue yellow ABS (250ml)

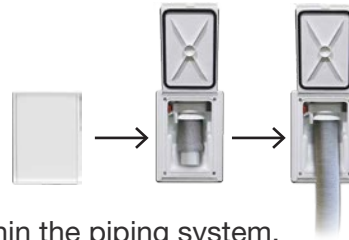


COLL-06

Pliobond metal glue

This product can not be sold outside Canada.

HIDE-A-HOSE SYSTEM



The concept is simple: a flexible hose is hidden within the piping system, behind its dedicated inlet. Simply open the inlet, pull out the length of hose you need, attach your tools and start your central vacuum unit directly from the inlet.

When you are done, the hose rapidly retracts with the suction power of the central vacuum.



HIDE-A-HOSE - KITS



HSINS30BAS

- HS302120:..... Retractable 30' (9m) hose x 1 1/4" (32mm) | Qty: 1
- HS4000W: Complete inlet valve, white | Qty: 1
- HS3000R: Mounting plate with adapter | Qty: 1
- HS202140:..... 90° elbow, white | Qty: 3
- HS202141:..... 45° elbow, white | Qty: 2
- HS202142:..... 22.5° elbow, white | Qty: 2
- IMPINSHS: Installation booklet | Qty: 1

HSINS40BAS Same kit with a 40' (12m) x 1 1/4" (32 mm) retractable hose
 HSINS50BAS Same kit with a 50' (15m) x 1 1/4" (32 mm) retractable hose
 HSINS60BAS Same kit with a 60' (18m) x 1 1/4" (32 mm) retractable hose



HSINS30NE

- HS302120:..... Retractable 30' (9m) hose x 1 1/4" (32mm) | Qty: 1
- HS4000W: Complete inlet valve, white | Qty: 1
- HS3000R: Mounting plate with adapter | Qty: 1
- HS202140:..... 90° elbow, white | Qty: 3
- HS202141:..... 45° elbow, white | Qty: 2
- HS202142:..... 22.5° elbow, white | Qty: 2
- IMPINSHS: Installation booklet | Qty: 1
- HSPOIG55:..... Handle with button lock | Qty: 1
- TENSNN02: Brush kit | Qty: 1
- TABRCADG: ... Tool caddy, plastic | Qty: 1
- TBMANEXN: .. Telescopic wand with button lock, stainless steel | Qty: 1

HSINS40NE Same kit with a 40' (12m) x 1 1/4" (32 mm) retractable hose
 HSINS50NE Same kit with a 50' (15m) x 1 1/4" (32 mm) retractable hose
 HSINS60NE Same kit with a 60' (18m) x 1 1/4" (32 mm) retractable hose

* Items on this page are available on special order only.

HIDE-A-HOSE - KITS & HOSES



HSNN30XX

HS302120:..... Retractable 30' (9m) hose x 1 1/4" (32mm) | Qty: 1
 HSPOIG55:..... Handle with button lock
 TENSNN02:.... Brush kit
 TABRCADG:... Tool caddy, plastic
 TBMANEXN: .. Telescopic wand with button lock, stainless steel

HSNN40XX Same kit with a 40' (12m) x 1 1/4" (32 mm) retractable hose
 HSNN50XX Same kit with a 50' (15m) x 1 1/4" (32 mm) retractable hose
 HSNN60XX Same kit with a 60' (18m) x 1 1/4" (32 mm) retractable hose



HSINSPUBL

HS4000W: Complete inlet valve, white | Qty: 1
 HS3000R: Mounting plate with adapter | Qty: 1
 HS202140:..... 90° T, white | Qty: 3
 HS202141:..... 45° elbow, white | Qty: 2
 HS202142:..... 22,5° elbow, white | Qty: 2
 TF0048BV:..... T 90° | Qty: 1
 TF0029BV:..... Stop coupling | Qty: 6
 TF5548BV:..... Pipe strap | Qty: 4
 TFCOLL1V:..... PVC glue 60 ml | Qty: 1
 TFFIL4RL: Low voltage wire, 15 m | Qty: 1
 IMPINSHS: Installation booklet | Qty: 1



1 1/4" (32mm) hose without handle

HS302120: Length of 30' (9m)
 HS302121: Length of 40' (12m)
 HS302122: Length of 50' (15m)
 HS302127: Length of 60' (18m)



Rapidflex hose

HS402123: Length of 30' (9m)
 HS402124: Length of 40' (12m)
 HS402125: Length of 50' (15m)
 HS402126: Length of 60' (18m)

* Items on this page are available on special order only.

HIDE-A-HOSE - VARIOUS ACCESSORIES



HS302119

Vacsoc 30' (9m) hose - red



HSP0IG55

Handle B/L



HSP0IG56

Handle F/F



HS302144EU

R.F.Handle kit with button lock



Replacement Vacsoc - gray

HS502103: Length of 30' (9m)
HS502104: Length of 40' (12m)
HS502105: Length of 50' (15m)
HS502106: Length of 60' (18m)

* Items on this page are available on special order only.

HIDE-A-HOSE - VARIOUS ACCESSORIES



Valve trim kit

HS3000BBlack
HS4000AAlmond
HS4000WWhite



HS3000R

Valve rough with adapter



HS300053

Stand alone mounting kit



Replacement door

HS3000BD ...Black
HS4000AD...Almond
HS4000WD...White



HS300050

Valve cover plate - white

* Items on this page are available on special order only.

HIDE-A-HOSE - VARIOUS ACCESSORIES



HS202132
Hose end cap vacsoc



HS3000RP
Adapter



HS202140
90° elbow - white



HS202141
45° elbow - white



HS202142
22.5° elbow - white



HS202143
90° elbow - clear



HS3000S
Reed switch

* Items on this page are available on special order only.

KITS AND ACCESSORIES

Commercial and industrial

ACCESSORY KITS



KI-CO-ST025

Commercial standard kit 1 1/4" (32mm) x 25' (7.5m)

- BOYA-52: Commercial hose 1 1/4" (32mm) x 25' (7.5m) with cuff and metal adaptor
- BR-04DV: Crevice tool / Drainvac
- BR-05DV: Dusting tool / Drainvac
- BR-06DV: Upholstery tool / Drainvac
- SUPP-01DV:.... Hose and accessory metal hanger / Drainvac
- SUPP-19DV:.... Accessory cloth hanger / Drainvac
- TU02125:..... Half wand / chrome / bottom part
- TU06125:..... Half wand / chrome / upper part

KI-CO-ST050..... Same kit with an 1 1/4" (32mm) x 50' (15m) hose



KI-CO-ST125

Commercial standard kit 1 1/2" (38mm) x 25' (7.5m)

- BOYA-14: Commercial hose 1 1/2" (38mm) x 25' (7.5m) with cuff and metal adaptor
- BR-04DV: Crevice tool / Drainvac
- BR-05DV: Dusting tool / Drainvac
- BR-06DV: Upholstery tool / Drainvac
- SUPP-09DV:.... Commercial hose and accessory metal hanger / Drainvac
- SUPP-19DV:.... Accessory cloth hanger / Drainvac
- TU02125:..... Half wand / chrome / bottom part
- TU06125:..... Half wand / chrome / upper part

KI-CO-ST150..... Same kit with an 1 1/2" (38mm) x 50' (15m) hose



KIT-COM-125

Commercial kit 1 1/2" (38mm) x 25' (7.5m)

- BOYA-14: Commercial hose 1 1/2" x 25' (7.5m) with cuff and metal adaptor
- BE06150:..... Ajustable squeegee for all surface (rubber blade only)
- BR05150: Dusting tool 1 1/2" (38mm) nylon bristle
- BR06150: Upholstery tool 1 1/2" (38mm) aluminum
- MA04150:..... S wand 1 1/2" aluminum
- OU10150: Crevice tool 1 1/2" (38mm) chrome metal
- SUPP-09DV:.... Commercial metal hose hanger / Drainvac
- SUPP-20: Commercial accessory cloth hanger

KIT-COM-150..... Same kit with an 1 1/2" (38mm) x 50' (15m) hose



KIT-COM-225

Commercial kit 2" (50mm) x 25' (7.5m)

- BOYA-50: Commercial hose 2" (50mm) x 25' (7.5m) with cuff and metal adaptor
- MANC-12: Commercial "S" wand 1 1/2" (38mm)
- OUTI-20:..... Crevice tool 2" (50mm) aluminum
- SQUE-04: Ajustable squeegee 2" (50mm)
- SUPP-09DV:.... Commercial metal hose hanger / Drainvac
- SUPP-20: Commercial accessory cloth hanger

KIT-COM-250..... Same kit with an 2" (50mm) x 50' (15m) hose

KITS AND ACCESSORIES

Commercial and industrial

ACCESSORY AND CLEANING KITS



KI-CO-EL025

Electric commercial kit 1 1/4" (32mm) x 25' (7.5m)

- BOYA-52: Commercial hose 1 1/4" (32mm) x 25' (7.5m) with cuff and metal adaptor
- BR-04DV: Crevice tool / Drainvac
- BR-05DV: Dusting tool / Drainvac
- BR-06DV: Upholstery tool / Drainvac
- SUPP-01DV:... Hose and accessory metal hanger / Drainvac
- SUPP-19DV:... Accessory cloth hanger / Drainvac
- TU03125:..... Half wand with 110v connection / chrome
- TU04125:..... Half wand with 110v. direct connect / chrome
- BA04125:..... Sebo electric power head without wands

KI-CO-EL050 Same kit with an 1 1/4" (32mm) x 50' (15m) hose



KI-IN-ST125

Industrial antistatic standard kit 1 1/2"(38mm) cx 25' (7.5m)

- BOYA-36: Vacuflex hose 1 1/2" (38mm) x 25' (7.5m) with cuff and metal adaptor
- BR-04DV: Crevice tool / Drainvac
- BR-05DV: Dusting tool / Drainvac
- BR-06DV: Upholstery tool / Drainvac
- SUPP-09DV:... Commercial hose and accessory metal hanger / Drainvac
- SUPP-19DV:... Accessory cloth hanger / Drainvac
- TU02125:..... Half wand / chrome / bottom part
- TU06125:..... Half wand / chrome / upper part



KI-AUTO-125

Car cleaning kit 1 1/2" (38mm) x 25' (7.5m)

- BOYA-14: Commercial hose 1 1/2" x 25' (7.5m) with cuff and metal adaptor
- OUTI-14:..... Crevice tool 1 1/2" (38mm) plastic
- SUPP-09DV:... Commercial metal hose hanger / Drainvac

KI-AUTO-150 Same kit with an 1 1/2" (38mm) x 50' (15m) hose



KI-LA-1

Industrial cleaning kit 1 1/2" (38mm) x 50' (15m)

- BOYA-16: Commercial hose 1 1/2" (38mm) x 50' (15m) with cuff and metal adaptor
- KB03375:..... Water hose 3/8" (9mm) x 50' (15m) with 1/4" (6mm) connection: Faucet / tool
- SQ04150: Squeegee and brush 1 1/2" (38mm) 2 external jets / low pressure/ aluminum [quick connect 1/8" (3mm)]
- SUPP-09DV:... Commercial hose and accessory metal hanger / Drainvac

KITS AND ACCESSORIES

Commercial and industrial

BAGS AND FILTERS



SAC--18

Commercial paper dust bags 9g (4L): Qty. 1



FILT-25

Cartridge filter 8 3/16" (20cm) for 2000-3000 series units



FILT-28

Cartridge filter 12" (30cm) for Cyclonik series
and for SEPA11-CT & SEPA18-CT



FILT-31

HEPA cartridge filter (2000-3000 commercial units)

KITS AND ACCESSORIES

Commercial and industrial

SPECIALIZED TOOLS



SQUE-01

Brush and squeegee 1 1/4" (32mm)



BE06150

All surface adjustable squeegee (rubber blades only)



BROS-14

Reversible brush and squeegee



SQ04150

Squeegee and brush 1 1/2" (38mm) with 2 L.P. external jets
[quick connect 1/4" (6mm)]

SQ04151

Squeegee and brush 1 1/2" (38mm) with 2 L.P. external jets
[quick connect 1/8" (3mm)]

KITS AND ACCESSORIES

Commercial and industrial

SPECIALIZED TOOLS



BR05150

Dusting tool 1 1/2" (38mm) nylon bristle



BR06150

Upholstery tool 1 1/2" (38mm) aluminum



MA04150

S wand aluminum 1 1/2" (38mm) (for BE06150 tool)



MANC-02

Commercial wand 1 1/4" (32mm) aluminum



OU47151

Commercial wand 1 1/4" (32mm) with 1 L.P. external jet (80 psi / 8.5 bar) and quick connect 1/8" (3mm)



REEL-10

AutoFlex

Reel with hose 1 1/2" (38mm) x 32.80' (10m) with automatic startup

KITS AND ACCESSORIES

Commercial and industrial

SPECIALIZED TOOLS



OU45151

Upholstery tool for residential cleaning kit



OU44151

Stainless steel upholstery tool for residential cleaning kit



OU27150

Stainless steel upholstery tool 1 1/2" (38mm) with 1 L.P. external jet (80 psi / 8.5 bar) and quick connect 1/4" (6mm)

OU27151

Stainless steel upholstery tool 1 1/2" (38mm) with 1 L.P. external jet (80 psi / 8.5 bar) and quick connect 1/8" (3mm)



OU15150

Straight stainless steel upholstery tool 1 1/2" (38mm) with 1 H.P. external jet (200 psi / 13.8 bar) and quick connect 1/4" (6mm)



OU30150

Stainless steel crevice tool 1 1/2" (38mm) with 1 H.P. external jet (200 psi / 13.8 bar) and quick connect 1/4" (6mm)



OU13150

Car wash plastic tool 1 1/2" (38mm)



OU17020

Car wash plastic tool 2" (50mm)

KITS AND ACCESSORIES

Commercial and industrial

SPECIALIZED TOOLS



OU10150

Chrome metal 1 1/2" (38mm) crevice tool



OU11150

Aluminum 1 1/2" (38mm) crevice tool



OUTI-20

Aluminum 2" (50mm) crevice tool



OUTI-14

Plastic 1 1/2" (38mm) crevice tool

SUPPORTS



SUPP-09DV

Commercial hose hanger / Drainvac



SUPP-20

Commercial accessory cloth hanger

KITS AND ACCESSORIES

Commercial and industrial

WATER HOSES



Water hose 3/8" (9mm) with 1/8" (3mm) connection: Faucet / tool

KB01375: Length of 25' (7,5m)
KB03375: Length of 50' (15m)



Water hose 3/8" (9mm) with 1/8" (3mm) connection: Extension

KB04375: Length of 25' (7,5m)
KB06375: Length of 50' (15m)



Water hose 1/4" (6mm) with 1/8" (3mm) connection: Faucet / tool

KB20025: Length of 25' (7,5m)
KB21025: Length of 50' (15m)



Water hose 1/4" (6mm) with 1/8" (3mm) connection: Extension

KB22025: Length of 25' (7,5m)
KB23025: Length of 50' (15m)

KITS AND ACCESSORIES

Commercial and industrial

1-1/4 "(32mm) HOSE



Commercial hose 1 1/4" (32mm) with cuffs

BOYA-51: Length of 50' (15m)



Commercial hose 1 1/4" (32mm) with cuffs and metal adaptor

BOYA-52: Length of 25' (7,5m)
BOYA-54: Length of 50' (15m)



Magnum hose 1 1/4" (32mm) with cuffs and metal adaptor

BOYA-19: Length of 30' (9m)
BOYA-20: Length of 60' (18m)

HOSE WITH LOCK FOR WIRELESS RECEPTION



BL-RF34

34' (10m) x 1 3/8" (35mm) hose with button lock for wireless receiver, 120V

** Hose BL-RF34 requires the use of a wireless reception kit.*

With the purchase of this hose, please order the kit corresponding to the voltage applicable in your area (120V or 230V).

KIT-REC120

120v wireless receiver kit

KIT-REC230

230v wireless receiver kit



KIT-RF120P

KIT-RF230P

KIT-RF120P

Transmission/Reception kit, 120v without wire to convert a regular hose (Plastiflex) into a hose for wireless reception.

KIT-RF230P

Transmission/Reception kit, 230v without wire to convert a regular hose (Plastiflex) into a hose for wireless reception.

KITS AND ACCESSORIES

Commercial and industrial

1-1/2" (38mm) HOSE



Commercial hose 1 1/2" (38mm) with cuffs

BOYA-13: Length of 25' (7,5m)
BOYA-15: Length of 50' (15m)



Commercial hose 1 1/2" (38mm) with cuffs and metal adaptor

BOYA-14: Length of 25' (7,5m)
BOYA-16: Length of 50' (15m)



Antistatic hose 1 1/2" (38mm) with cuffs

BOYA-36: Length of 25' (7,5m)
BOYA-38: Length of 50' (15m)



Antistatic hose 1 1/2" (38mm) with cuffs and metal adaptor

BOYA-37: Length of 25' (7,5m)
BOYA-39: Length of 50' (15m)

KITS AND ACCESSORIES

Commercial and industrial

2" (50mm) HOSE



Commercial hose 2" (50mm) with cuffs

BOYA-49: Length of 25' (7,5m)
BOYA-47: Length of 50' (15m)



Commercial hose 2" (50mm) with cuffs and metal adaptor

BOYA-50: Length of 25' (7,5m)
BOYA-48: Length of 50' (15m)



Antistatic hose 2" (50mm) with cuffs

BOYA-40: Length of 25' (7,5m)
BOYA-42: Length of 50' (15m)



Antistatic hose 2" (50mm) with cuffs and metal adaptor

BOYA-41: Length of 25' (7,5m)
BOYA-43: Length of 50' (15m)



Extension Hose

BOYA-70: Length of 12' (5,5m)

KITS AND ACCESSORIES

Commercial and industrial

HOSE CUFFS



ADAP-20

Hose / tool rubber cuff 1 1/4" (32mm)



ADAP-30

Hose and tool plastic cuff 1 1/4" (32mm)



EMBO-01

Hose / tool rubber cuff 1 1/2" (38mm) x 1 1/4" (32mm)



EMBO-17

Hose / tool swivel rubber cuff 1 1/4" (32mm)



EMBO-04

Hose / tool rubber cuff 1 1/2" (38mm)



EMBO-05

Hose / tool rubber cuff 2" (50mm) x 1 1/2" (38mm)



EMBO-06

Hose / tool reinforced rubber cuff 1 1/2" (38mm)



EMBO-07

Hose / tool swivel rubber cuff for hide-a-hose 1 1/2" (38mm)



EMBO-09

Hose / tool swivel rubber cuff 1 1/2" (38mm)



ADAP-31

Hose / tool rubber cuff 2" (50mm)

KITS AND ACCESSORIES

Commercial and industrial

HANDLE, UNIONS, REDUCERS AND HOSE ADAPTERS



DTU1-02

Handle for a commercial 1 1/2" (38mm) commercial hose with button lock /swivel



EMBO-14

Hose / hose rubber coupling 1 1/4" (32mm)



EMBO-16

Hose / hose rubber coupling 1 1/2" (38mm)



EMBO-02

Hose / hose metal coupling 1 1/2" (38mm)



EMBO-15

Hose / hose rubber coupling 2" (50mm)



EMBO-08

Hose / hose metal coupling 2" (50mm)



ADAP-06

Metal adaptor 1 1/2" (38mm) to 1 1/4" (32mm)



ADAP-19

Hose / tool rubber cuff 1 1/4" (32mm) x 1 1/2" (38mm)



ADAP-25

Hose / inlet metal adaptor 1 1/2" (38mm)



EMBO-03

Hose / tool rubber cuff 1 1/2" (38mm) x 2" (50mm)

KITS AND ACCESSORIES

Commercial and industrial

PLATES AND INLET



PLAQ-06

Plate for 20 amps inlet (PRIS-19) and 15 amp - 220v (PRIS-32)



INTE-10


On / Off switch with electric box
(must be installed with inlet PR17150)



PR17150

Metal utility inlet

INSTALLATION PARTS



PL-0701

Metal mounting plate

*Goes with a COUD-47, a GASK-01 and four screws (not included).



PRIS-32

15 amp inlet - 220v



PRIS-19

20 amp inlet

INSTALLATION PARTS



EX0101V

PVC 2" (50mm) inlet extension



ADAP-36

Reducer 2" (50mm) PVC x 2" (50mm) ABS



REDU-20

Reducer 2" (50mm) x 1 1/2" (38mm) M/F ABS



REDU-04

ABS M/F reducer 3" (75mm) x 2" (50mm)



UN0201V (Box of 175 : 765529W)

PVC 2" (50mm) coupling



UNIO-03

ABS coupling 2" (50mm)



UNIO-13

ABS coupling 3" (75mm)



ADAP-35

Threaded ABS male adaptor 3" (75mm)

KITS AND ACCESSORIES

Commercial and industrial

INSTALLATION PARTS



EX-0201

PVC 2" (50mm) inlet extension (European inlet)



UN-0401

(Box of 45 : SV8096)
PVC 2" (50mm) piping adaptor



CO-0502

(Box of 50 : SV8081)
PVC 2" (50mm) floor adaptor



CO-0402

(Box of 50 : 765547W)
PVC 2" (50mm) pipe cover



CO-0601

Wall/pipe finishing round plate with hole for 24v wire



CO0101V

(Box of 75 : 765510W)
90° F/F PVC elbow 2" (50mm)



CO0201V

(Box of 50 : 765511W)
90° M/F PVC elbow 2" (50mm)



CO0801V

(Box of 80 : 765517W)
45° F/F PVC elbow 2" (50mm)



CO0901V

(Box of 80 : 765518W)
45° M/F PVC elbow 2" (50mm)

KITS AND ACCESSORIES

Commercial and industrial

INSTALLATION PARTS



CO1001VN

90° F/F PVC starter elbow 2" (50mm)



CO-1201V

30° F/F PVC elbow 2" (50mm)



CO-1202

30° M/F PVC elbow 2" (50mm)



COUD-15 (Box of 115 : SV8042C)

90° F/F PVC elbow 2" (50mm) clear



COUD-22

90° F/F ABS elbow 2" (50mm)



COUD-28

90° F/F ABS elbow 3" (75mm)

KITS AND ACCESSORIES

Commercial and industrial

INSTALLATION PARTS



COUD-29

90° M/F ABS elbow 3" (75mm)



COUD-31

45° M/F ABS elbow 3" (75mm)



COUD-43

45° F/F metal elbow 2" (50mm)



COUD-44

45° M/F metal elbow 2" (50mm)



COUD-45

90° F/F metal elbow 2" (50mm)



YABS-01

ABS 45° Y 1 1/2" (38mm)



TPVC01V (Box of 55 : 765501W)

T 90° PVC 2" (50mm) T

KITS AND ACCESSORIES

Commercial and industrial

INSTALLATION PARTS



YABS-02

ABS 45° Y 2" (50mm)



YABS-07

ABS 45° Y 2" (50mm) x 1 1/2" (38mm)



YABS-08

ABS 45° Y 3" (75mm) x 2" (50mm)



YMET-01

Metal 45° Y 2" (50mm)



YP0101V (Box of 60 : 765525W)

45° PVC 2" (50mm) Y



YP-0201 (Box of 45 : SV8072C)

45° PVC 2" (50mm) Y clear



YP-0301 (Box of 65 : SV8070)

90° PVC 2" (50mm) double Y

KITS AND ACCESSORIES

Commercial and industrial

INSTALLATION PARTS



TU01201 (80' package : BUND-01)
Clear PVC 2" (50mm) x 7' (2.1m) piping



TU01205 (50' package : BUND-05)
PVC 2" (50mm) x 5' (1.5m) piping

TU01207 (49' package : BUND-07)
PVC 2" (50mm) x 7' (2.1m) piping



TU11200
ABS 2" (50mm) piping
12 feet (360cm) length / Sold by foot (30cm)



TU16300
ABS 3" (75mm) piping
12 feet (360cm) length / Sold by foot (30cm)



TU27400
ABS 4" (100mm) piping
12 feet (360cm) length / Sold by foot (30cm)



TU23201
Galvanized steel 2" (50mm) piping
8 feet (240cm) length / Sold by foot (30cm)

ELECTRICAL WIRE



FI-0201
24 v / 22-2 electrical wire (sold by foot / 30cm)

KITS AND ACCESSORIES

Commercial and industrial

MUFFLERS



SI-0102
Exhaust muffler (black)



SI-0401
Small Exhaust muffler (mini)



SILE-02
Cheery bomb exhaust muffler



SI-0502*
Audioprotek muffler (top - black)



SI-0602*
Audioprotek muffler (side - black)

TIES AND GEAR CLAMPS



TI-0101
Plastic tie wrap 8" (20cm)



TIER-03
Plastic tie wrap 11 1/2" (28.75cm)



CO-0111
Gear clamp 2 1/2" (63mm)



COLE-11
Gear clamp 4 1/2" (113mm)



CR0101V (Box of 300 : 765545W)
PVC 2" (50mm) piping strap

KITS AND ACCESSORIES

Commercial and industrial

GLUES



CO01060
PVC glue (60ml)



CO10340
Box of 48 bottles of PVC glue (60ml)

This product can not be sold alone outside Canada. For all orders having to pass through Canadian customs, please order the kit below including this product.

IN-CO-1000

CO0101V: 6 elbows 90 ° F / F PVC 2" (50mm)
CO01060: 48 bottles of PVC glue (60ml)



CO03250
PVC glue (250ml)



CO10403
Box of 24 bottles of PVC glue (250ml)

This product can not be sold alone outside Canada. For all orders having to pass through Canadian customs, please order the kit below including this product.

IN-CO-2000

CO0101V: 6 elbows 90 ° F / F PVC 2" (50mm)
CO03250: 24 bottles of PVC glue (250ml)



COLL-05
ABS yellow glue (250ml)



This product can not be sold alone outside Canada. For all orders having to pass through Canadian customs, please order the kit below including this product.

IN-CO-3000

CO0101V: 6 elbows 90 ° F / F PVC 2" (50mm)
COLL-05: 24 bottles of glue yellow ABS (250ml)











COLL-06
Pliobond metal glue

This product can not be sold outside Canada.

KITS AND ACCESSORIES

Commercial and industrial

PILCOLLARS AND HANGERS

	PILC-02 Pilcollar pipe 1 1/4" (32mm) / rigid
	PILC-03 Pilcollar pipe 1 1/2" (38mm) / rigid
	PILC-04 Pilcollar pipe 2" (50mm) / rigid
	PILC-05 Pilcollar pipe 2 1/2" (63mm) / rigid
	PILC-01 Pilcollar pipe 3" (75mm) / rigid
	PILC-00 Pilcollar pipe 4" (100mm) / rigid
	SWEE-01 Rotating pipe hanger 2" (50mm)
	SWEE-02 Rotating pipe hanger 3" (75mm)
	SWEE-03 Rotating pipe hanger 4" (100mm)

KITS AND ACCESSORIES

Commercial and industrial

VALVES AND VALVE REPAIR KITS



VALVE32

120 PSI valve / plastic



VALVE33

120 PSI valve / aluminum




VALVE38

120 PSI valve including valve hanger / aluminum



VALVE36

200 PSI valve / copper



VALVE39

500 PSI valve including valve hanger / copper



VALV32R

Repair kit for 120 PSI valve / plastic



VALV33R

Repair kit for 120 PSI valve / aluminum



VALV36R

Repair kit for 200 PSI valve / copper



VALV40R

Repair kit for 800 PSI valve / paraplade

KITS AND ACCESSORIES

Commercial and industrial

VARIOUS



BAGE-01

Stop ring 1/2" (13mm) for Extractor



BAGE-02

Shrink sleeve 2 1/2" (63mm)



BAGE-03

Shrink sleeve 3" (75mm)



GASK-01

Starter elbow gasket



KENT-01

Kentrust 1 5/8" (41mm) x 1 5/8" (41mm) x 6" (15.24cm)



RODE-01

Metal rod 3/8" (9mm)

KITS AND ACCESSORIES

Commercial and industrial

VARIOUS



CA-0102

Succion gauge 0 / 150



CA-0104

Succion gauge 0 / 200



CA-0103

Airflow indicator



COUP-02

Pipe cutter



LA-0201V

Blades for pipe cutter model COUP-01



LA-0201NEW

Blades for pipe cutter model COUP-02

REPLACEMENT PARTS

MOTORS AND BRUSHES CODES 120V/230V

MOTOR-CODE	COMPANY	SERIAL NO°	VOLT	BRUSHES
MOTE-01	LAMB	117549-12	120 v	BROS-34
MOTE-02	LAMB	115937	120 v	BROS-06
MOTE-03	LAMB	115950	230 v	BROS-26
MOTE-04	LAMB	116474-37	120 v	BROS-25
MOTE-06	LAMB	116561 A	120 v	BROS-36
MOTE-07	LAMB	117123-00	230 v	BROS-27
MOTE-08	LAMB	116765-13	120 v	BROS-13
MOTE-10	LAMB	115334	120 v	BROS-06
MOTE-12	LAMB	117500-12	120 v	BROS-34
MOTE-13	LAMB	117501-12	230 v	BROS-33
MOTE-13	LAMB	117501-12	230 v	BROS-39
MOTE-14	LAMB	116657-37	230 v	BROS-28
MOTE-15	LAMB	117572-12	230 v	BROS-33
MOTE-15	LAMB	117572-12	230 v	BROS-39
MOTE-20	LAMB	116207-00	120 v	BROS-40
MOTE-21	DOMEL	3401 500aw	230 v	BROS-18
MOTE-22	DOMEL	3422 2x302aw	120 v	BROS-17
MOTE-23	DOMEL	3430 500aw	120 v	BROS-17
MOTE-27	LAMB	117073-37	120 v	BROS-25
MOTE-28	DOMEL	3720 700aw	120 v	BROS-23
MOTE-28	DOMEL-NEW	3720 700aw	120 v	BROS-42
MOTE-29	DOMEL	3719 700aw	230 v	BROS-21
MOTE-29	DOMEL-NEW	3719 700aw	230 v	BROS-41
MOTE-32	DOMEL	3707 520aw	230 v	BROS-24
MOTE-38	DOMEL	3722 600aw	120 v	BROS-23
MOTE-38	DOMEL-NEW	3722 600aw	120 v	BROS-42
MOTE-39	DOMEL	3723 600aw	230 v	BROS-21
MOTE-47	DOMEL	3725	120 v	BROS-43
MOTE-48	DOMEL	3726	230 v	BROS-44
MOTE-49	LAMB	117123-13	230 v	BROS-27

DOMEL-NEW: are available since 2010 / Before 2010, look for DOMEL

REPLACEMENT PARTS

MATCHING MOTORS WITH DISCONTINUED SERIES

MOTOR-CODE	COMPANY	VOLT	DISCONTINUED VACUUM UNITS
MOTE-02	LAMB	120 v	DV1R18N, DV1R18-FM, DVDC30N, DV1R11-37
MOTE-04	LAMB	120 v	DV1A100, DV1R20-FM, TETE19, DV2A60
MOTE-08	LAMB	120 v	AC1465-C/F, AC2465-C/F, DEMO-03, DV1A150 (former model), DV1R130
MOTE-12	LAMB	120 v	AC2530-C/F, DV1R145, DV1R25, DV1R26, DV1R27, DV1R28, DV1R29
MOTE-20	LAMB	120 v	AC2600-C/F, DV1R14
MOTE-22	DOMEL	120 v	AC2605-C, 2AC9922-CT
MOTE-23	DOMEL	120 v	AC1500-C/F, AC2500-C/F, 1AC9923-C/CM, 1PR9923-C, 2G20023-C/CM, 2G20323-C, C15-LIMITE
MOTE-28	DOMEL	120 v	AC1630-C/F, AC2630-C/F, 1AC9928-C/CM, 2G20028-C/CM, 2G20328-C
MOTE-32	DOMEL	120 v	AC3200-C, 2AC9932-CT
MOTE-38	DOMEL	120 v	2G20038-C, 2G20338-C, 1AC9938-C, 1PR9938-C
MOTE-03	LAMB	230 v	DF1R18-FM, DFDC30N, TETE02
MOTE-07	LAMB	230 v	AE2465-C/F, AE2465-F8, DEMO-02, DF1R130, TETE07, TETE12
MOTE-13	LAMB	230 v	AE2530-C/F, DF1R145, DF1R25, DF1R26, DF1R27, DF1R28, DF1R29
MOTE-14	LAMB	230 v	AE2600-C/F, DF1A100, DF1R14, TETE05
MOTE-21	DOMEL	230 v	AE1500-C/C5/C6/C7/CT, AE1500-F/F5/F6/F7, AE2500-C/F, 1AE9921-C/CM, 2G2E0021-C/CM
MOTE-29	DOMEL	230 v	AE1630-C/C5/C6/C7, AE1630-F/F5/F6/F7, AE2630-C/F, 1AE9929-C/CM, 2G2E0029-C/CM
MOTE-32	DOMEL	230 v	DF1A150 (former model), AE3200-C, DF1R10
MOTE-39	DOMEL	230 v	2G2E0039-C, 1AE9939-C

REPLACEMENT PARTS

DOMEL MOTORS 120V



MOTE-23

Domel motor 120v #3430

Motor for 500AW units

Works with carbon brushes: BROS-17



MOTE-38

Domel motor 120v #3722

Motor for 600AW units

Works with carbon brushes: BROS-23



MOTE-28

Domel motor 120v #3720

Motor for 700AW units

Works with carbon brushes: BROS-23



MOTE-22

Domel motor 120v #3422

Motor for 2 x 302AW units

Works with carbon brushes: BROS-17



MOTE-47

Domel motor 120v #3725

For unit models DV1A150, DV1R10

Works with carbon brushes: BROS-43

REPLACEMENT PARTS

LAMB AMETEK MOTORS 120V



MOTE-02

Lamb Ametek motor 115 937 / 120 volts

Motor for DV1R18 / DVDC30N / TETE-01 / DV1R11

Works with carbon brushes: BROS-06



MOTE-04

Lamb Ametek motor 116 474-37 / 120 volts

Motor for DV2A310/31/32 DV1R15/19/20

Works with carbon brushes: BROS-25



MOTE-01

Lamb Ametek motor 117 549-12 / 120 volts

Motor for DV1R11

Works with carbon brushes: BROS-34



MOTE-12

Lamb Ametek motor 117 500-12 / 120 volts

Motor for DV1R25/26/27/28 AC2530

Works with carbon brushes: BROS-34



MOTE-08

Lamb Ametek motor 116 765-13 / 120 volts

Motor for DV2P56

Works with carbon brushes: BROS-13

REPLACEMENT PARTS

DOMEL MOTORS 230V



MOTE-21

Domel motor 230v #3401

Motor for 500AW (euro) units

Works with carbon brushes: BROS-18



MOTE-39

Domel motor 230v #3723

Motor for 600AW (euro) units

Works with carbon brushes: BROS-21



MOTE-29

Domel motor 230v #3719

Motor for 700AW (euro) units

Works with carbon brushes: BROS-21



MOTE-32

Domel motor 230v #3707

Motor for 520AW units

Works with carbon brushes: BROS-24



MOTE-48

Domel motor 230v #3726

For unit models DF1A150, DF1R10

Works with carbon brushes: BROS-44

REPLACEMENT PARTS

LAMB AMETEK MOTORS 230V



MOTE-03

Lamb Ametek motor 115 950 / 230 volts
Motor for DF1R18 / DFDC30N / TETE-02
Works with carbon brushes: BROS-26



MOTE-14

Lamb Ametek motor 116 657-37 / 230 volts
Motor for DF2A310/31/32 DF1R15/19/20
Works with carbon brushes: BROS-28



MOTE-15

Lamb Ametek motor 117 572-12 / 230 volts
Motor for DF1R11
Works with carbon brushes: BROS-33



MOTE-13

Lamb Ametek motor 117 501-12 / 230 volts
Motor for DF1R25/26/27/28 AE2530
Works with carbon brushes: BROS-33



MOTE-07

Lamb Ametek motor 117 123-00 / 230 volts
Motor for DF2P56
Works with carbon brushes: BROS-27

MOTE-49

Lamb Ametek motor 117 123-13 / 230 volts
Motor for DF1A150
Works with carbon brushes: BROS-27

REPLACEMENT PARTS

CARBON BRUSH (FOR 120V MOTOR)



BROS-06

Carbon brush for MOTE-02, MOTE-10 (120v)



BROS-13

Carbon brush for MOTE-08 (120v)



BROS-17

Carbon brush for MOTE-22, MOTE-23 (120v)



BROS-23

Carbon brush for MOTE-28, MOTE-38 old model (120v)



BROS-42

Carbon brush for MOTE-28 new model, MOTE-38 new model (120v)



BROS-34

Carbon brush for MOTE-12 (120v)



BROS-25

Carbon brush for MOTE-04 (120v)



BROS-43

Carbon brush for MOTE-47 (120v)

REPLACEMENT PARTS

CARBON BRUSH (FOR 230V MOTOR)



BROS-18

Carbon brush for MOTE-21 (230v)



BROS-21

Carbon brush for MOTE-29 (230v)



BROS-41

Carbon brush for MOTE-29 new model (230v)



BROS-24

Carbon brush for MOTE-32 (230v)



BROS-27

Carbon brush for MOTE-07 (230v)



BROS-28

Carbon brush for MOTE-14 (230v)



BROS-33

Carbon brush for MOTE-13 and MOTE-15 (230v)



BROS-39

Carbon brush for MOTE-13 and MOTE-15 (230v)



BROS-44

Carbon brush for MOTE-48 (230v)

REPLACEMENT PARTS


CIRCUITS



CIRC-02
120v - 1 motor circuit board



CIRC-03
120v - 2 motor circuit board



CIRC-05
230v - 1 motor circuit board




CIRC-08
230v - 2 motor circuit board



CIRC-14
Automatic circuit board with membrane

CIRC-14*
Replacement Kit for Automatik Circuit

- CIRC-14: Automatic circuit board with membrane
- FIL--30:..... Fuse wire (black)
- SPAC-02:..... Plastic spacers for circuit boards
- SUPP-08: Metal circuit hanger
- TERM-25 Isolated male terminal (yellow)
- TERM-28 Isolated terminal (blue)



CIRC-17
Summum circuit board with membrane

REPLACEMENT PARTS

RESET AND FUSES



RESET-05

8 amp reset

RESET-04

10 amp reset

RESET-03

12 amp reset

RESET-02

15 amp reset

RESET-01

16 amp reset



RESET-06

25 amp reset



FUSE-04

8 amp MDA ceramic fuse

FUSE-06

10 amp MDA ceramic fuse

FUSE-05

12 amp MDA ceramic fuse

FUSE-02

15 amp MDA ceramic fuse

FUSE-03

20 amp MDA ceramic fuse

FUSE-15

25 amp MDA ceramic fuse

FUSE-12

30 amp MDA ceramic fuse



PORT-02

Fuse holder

REPLACEMENT PARTS

ELECTRICAL SUPPLY WIRE



CORD-04

15 amp / 120v power supply cord



CORD-07

15 amp / 230v power supply cord



CORD-09

20 amp / 120v power supply cord



CORD-10

230v power supply cord (China)



CORD-01

230v power supply cord (Europe)



CORD-02

230v power supply cord (United Kingdom)



CORD-12

Power supply cord for Atomik



CORD-06

14-3 yellow extension cord 25' (7.5m)

REPLACEMENT PARTS

SWITCHES FOR HOSE



INTE-02
24v switch repair kit, black




INTE-09
110-24v hose switch



INTE-06V
24v hose switch (old hose model)



INTE-06N
24v hose switch (new hose model)



INTE-11
24v hose switch (for Drainvac hose)

RELAYS AND LOW VOLTAGE BLOCK



RELA-05
24v relay for 120v and 230v systems



CONT-07
Low voltage block



CONT-08
Speaker style low voltage block

REPLACEMENT PARTS

ADAPTERS, COUPLINGS, ETC..



TBRA-03
"T" 3/8" (9mm) female



TBRA-02
"T" 1/4" (6mm) / brass



TBRA-04
"T" 1/8" (3mm) female



TPOL-01
"T" Polyflo 3/8" (9mm) / brass



TPOL-02
"T" Polyflo 1/4" (6mm) / brass



ACCO-01
Coupling 3/4" (19mm) x 1/2" (13mm) / brass



ADAP-09
Adaptor 1/2" (13mm) x 1/4" (6mm) female threaded



NUT--01
Nut and sleeve 3/8" (9mm)



NUT--02
Nut and sleeve 1/4" (9mm)



BAGE-06
Aluminum ring for QUIC-07

REPLACEMENT PARTS

BARBS



BARB-14
Barb 1/4" (6mm) hose x 1/4" (6mm) female / plastic



BARB-11
Barb 1/4" (6mm) hose x 1/4" (6mm) male / brass



BARB-07
Barb 1/4" (6mm) x 1/4" (6mm) female / brass



BARB-03
Barb 1/4" (6mm) x 1/4" (6mm) male / brass



BARB-05
Barb 3/8" (9mm) x 1/4" (6mm) male / brass



BARB-04
Barb 3/8" (9mm) x 3/8" (19mm) male / brass

REPLACEMENT PARTS

BARBS, SWIVEL BARB AND ELBOWS



BARB-06

Barb 1/4" (6mm) x 1/8" (3mm) male / brass



BARB-22

Barb 3/16" (4mm) hose x 1/4" (6mm) female



BARB-17

Double barb link 3/16" (4mm) / plastic



BARB-12

Swivel barb 3/4" (19mm) female x 1/4" (6mm) male / brass



BARB-01

Swivel barb 3/4" (19mm) x 3/8" (9mm) / brass



COUD-72

90° elbow 1/2" (13mm) x 3/8" (9mm) / brass



COUD-11

90° M/F elbow 3/8" (9mm) / brass



COUD-73

90° M/F elbow 3/8" (9mm) / brass

REPLACEMENT PARTS

ELBOWS AND CONNECTORS



COUD-03

90° F/F threaded elbow 1/4" (6mm) x 1/4" (6mm) / brass



COUD-05

90° M/F elbow 1/4" (6mm) / brass



COUD-04

45° M/F elbow 1/4" (6mm) / brass



COUD-40

90° M/F elbow 1/8" (3mm) / brass



QUIC-01

Faucet quick connect 3/4" (19mm) HS



QUIC-07

Female hose / inlet quick connect 1/8" (3mm) / brass



QUIC-03

Female tool / hose quick connect 1/4" (6mm) / brass



QUIC-02

Male tool / hose quick connect 1/4" (6mm) / brass



QUIC-04

Female tool / hose quick connect 1/8" (3mm) / brass

REPLACEMENT PARTS

PLUG AND CONNECTORS



PLUG-03

Plug 3/8" (9mm) / brass



RACC-09

Polyflo connector 1/2" (13mm) hose 3/8" (9mm) threaded / Male



RACC-05

Polyflo connector 3/8" (9mm) hose 1/4" (6mm) threaded / Male



RACC-06

Polyflo connector 3/8" (9mm) hose 1/8" (3mm) threaded / Male



RACC-08

Polyflo connector 3/8" (9mm) hose 3/8" (9mm) threaded / Male



RACC-03

Polyflo connector 1/4" (6mm) hose 1/4" (6mm) threaded / Female



RACC-04

Polyflo connector 1/4" (6mm) hose 1/4" (6mm) threaded / Male



RACC-02

Polyflo connector 1/4" (6mm) hose 1/8" (3mm) threaded / Female



RACC-01

Polyflo connector 1/4" (6mm) hose 1/8" (3mm) threaded / Male

REPLACEMENT PARTS

REDUCERS AND UNIONS



REDU-07

Reducer 1/2" (13mm) Male x 1/4" (6mm) Female



REDU-12

Reducer 3/8" (9mm) Male x 1/2" (13mm) Female



REDU-08

Reducer 3/8" (9mm) Male x 1/4" (6mm) Female



REDU-11

Reducer 3/8" (9mm) Male x 1/4" (6mm) Female



REDU-02

Reducer 3/8" (9mm) Male x 1/4" (6mm) Male



REDU-10

Reducer 3/8" (9mm) Male x 1/8" (3mm) Female



REDU-06

Reducer 1/4" (6mm) Female x 1/8" (3mm) Male



REDU-01

Reducer 1/4" (6mm) Male x 1/8" (3mm) Female



REDU-05

Reducer 1/4" (6mm) Male x 1/8" (3mm) Male



UNIO-40

Nipple 3/8" (9mm) threaded ext. / brass



UNIO-01

Nipple 1/4" (6mm) threaded ext. / brass

REPLACEMENT PARTS

UNIONS, BUCKHEADS AND SELENOID VALVES



UNIO-06

Coupling 1/4" (6mm) threaded int. / brass



UNIO-05

Nipple 1/8" (3mm) threaded ext. / brass



UNIO-10

Coupling 1/8" (3mm) threaded int. / brass



TBAR-01

T Barb union 1/4" (6mm)



PASS-02

Buckhead 3/8" (9mm)



PASS-01

Buckhead 1/4" (6mm)



PASS-03

Buckhead 1/8" (3mm)



VALV-29

Selenoid valve 120 volts 1/8" (3mm)

VALV-29*

Replacement Kit for 120 volts old valve

RACC-01: Fitting 1/4" poly line 1/8" male

SUPP-29: Metal bracket for selenoid valve

VALV-29: Selenoid valve 120V 1/8" (3mm)

VIS--56: pan Phil screw M3x 12mm for new valve



VALV-04

Selenoid valve 230 volts 1/8" (3mm)

VALV-04*

Replacement Kit for 230 volts old valve

RACC-01: Fitting 1/4" poly line 1/8" male

SUPP-29: Metal bracket for selenoid valve

VALV-04: Selenoid valve 230V 1/8" (3mm)

VIS--56: pan Phil screw M3x 12mm for new valve

REPLACEMENT PARTS

PARTS FOR AUTOMATIK MODEL



BOYA-01

Water hose for Automatik systems 1/4" (6mm)



CLAP-01*

Rubber hand



COLE-04

MJ collar Automatik system 3" (75mm)



COLE-12

MJ collar Automatik system 2" (50mm)



COLE-06

MJ collar Automatik system 1 1/2" (38mm)



KITJ-01

Single jet kit (for Automatik)

REPLACEMENT PARTS

PARTS FOR AUTOMATIK MODEL



KITJ-02
Double jet kit (for Automatik)



HUBL-01*
Clear porthole kit for Automatik

HUBL-02*
Clear porthole kit for Automatik 150



CUVE-04
Assembly kit for Automatik lower tank

REPLACEMENT PARTS

PARTS FOR AUTOMATIK MODEL



SIPH-01

P-trap for Automak systems 2" (50mm)



SIPH-02

P-trap for Automak systems 3" (75mm)



SOUP-01

ABS back water valve for Automak systems 2" (50mm)



SOUP-02

ABS back water valve for Automak systems 3" (75mm)



INVE-03

Complete valve for Automatik system 120v



INVE-07

Complete valve for Automatik system 230v

REPLACEMENT PARTS

ADAPTORS AND TIES



KADP-08

Curved flange complete kit with screen



KADP-07*

Curved flange for Atomik



ADAP-47*

Atomik bag adaptor



ADAP-38

Bag adaptor



AC-0204

Faucet coupling adaptor



ADAP-16

Faucet adaptor 13/16 (20mm)



KITA-01

Faucet adaptor male



SPAC-02

Plastic spacers for circuit boards



ATTA-01*

Fastener for hook

REPLACEMENT PARTS

CLAMPS AND SUPPORTS



COLE-03

Micro gear clamp 5/8" (16mm)



COLE-10

Gear O Clamp 9/32" (15mm)



COLE-16

Gear O Clamp 1/4" (6mm)



COLE-09

Gear O Clamp 3/16" (4mm)



SUPP-08

Metal circuit hanger for CIRC-14, CIRC-17



SUPP-22

Small plastic circuit hanger



SUPP-24

Hanger kit for wall and unit (black plastic)



SUPP-24PN

Unit hanger (black plastic)



SUPP-07PN

Wall hanger (black plastic)

REPLACEMENT PARTS

SUPPORTS



SUPP-23

Metal support kit for wall and unit



SUPP-23A

Metal support for unit only



SUPP-07

Metal support for wall only

PARTS FOR CYCLONIK MODELS



ADAP-26-1

Cyclonic complete kit (intake and gasket)




GASK-16

Cyclonic inlet gasket

REPLACEMENT PARTS

GASKETS



GASK-04

Rubber gasket 15" (38cm)

Located between the head, body and bucket of the 15" (38cm) diameter units.



GASK-02

Rubber gasket 12" (30cm)

Located between the head and bucket of the 12" (30cm) diameter units.



GASK-21

Foam gasket 5/8" (16mm) x 5" (12cm)

Located between the plate and the main motor of the two motor units.



CAOU-02

Foam gasket 1/4" (6mm) x 7" (17.5mm) for big motors



CAOU-12

Foam gasket 1/4" (6mm) x 5" (12mm) for small motors



GASK-13CL

Rubber gasket for Domel motors (white)

Located under the motors: MOTE-21/23/38/39 and on top of all Domel motors.



GASK-13

Rubber gasket for Domel motors (black)

Located under the motors: MOTE-28/29

REPLACEMENT PARTS

PARTS FOR LIQUID EXTRACTOR



KADP-02
Extractor intake kit



SILE-04
Complete black metal muffler for Extractor



COUV-12
Protective cover for Extractor (painted metal)



ROUE-05
Wheels 1/2" (13mm) x 3" (73mm) for Extractor



SAC-04
Tool kit for Extractor

REPLACEMENT PARTS

VARIOUS



BASE-02

Relay base 11 poles



BOYA-45

Rubber hose



VALV-15

TD check valve



COMP-03

24v hour meter



CONE-03

Plastic cone



CONT-05

24v water level control



COUV-05

Motor coupler

REPLACEMENT PARTS

VARIOUS



CROC-03
Black latch



DISC-01
Semi automatic disc



INTE-13
Direct connect conversion kit



COUV-05-K
Coupler kit with spacers and screws



SPAC-03
Plastic spacers for motors



SPAC-04
Plastic spacers for motors



VENT-01
Automatic vent 1 1/2" (38mm)

REPLACEMENT PARTS

VARIOUS



FLOT-02

Semi automatic float



PLAQ-05N

Inlet with water connection / small door (adapted for North America)

PLAQ-05E

Inlet with water connection / small door (adapted for Europe)



JUPE-01*

Splash guard plastic skirt for Automatik 15" modèle

JUPE-02*

Splash guard plastic skirt for Automatik 12" modèle



RODE-04

Semi automatic 10" (25.4cm) rod



SEPA-05

Plastic separator



THERMO-29

Heat sensor #29 / Standard (120v/230v)

Very sensitive model offering greater protection



THERMO-32

Heat sensor #32 / Standard (120v/230v)

Less sensitive model with greater durability

REPLACEMENT PARTS

VARIOUS



CAGE-04

Plastic filtration cage for Pro1, S1000, Génération 2 and Summum series having a single motor. Goes with CAGE-03.



CAGE-03

Plastic filtration cage for Pro1, S1000, Génération 2 and Summum series having a single motor.



CAGE-01*

Metal filtration cage for 2000 and 3000 series



CAPU-01

Axle cap 1/4" (13mm)



INSE-02

1/2" (13mm) insert for VALV-03



TRAN-01

120 / 24v transformer



TRAN-03

230v transformer

REPLACEMENT PARTS

VARIOUS



GATE-01

Gate Valve 1 1/2" (38mm)



GATE-02

Gate Valve 2" (50mm)



GATE-03

Gate Valve 3" (75mm)



GATE-04

Gate Valve 2" (50mm) with limit switch

GATE-05

Gate Valve 3" (75mm) with limit switch

*On special order only.

Notifications concerning the outlet requirement for central vacuum cleaners installed in Novoclimat certified houses

The requirement for central vacuum cleaners exterior outlets aims at maintaining a better air quality in the home. Normally, a central vacuum unit expels out in the air particles or dust that are harmful to the occupants health. By requiring exterior outlets the dust and contaminants will not be mixed into the home's environment.

Certain vacuum cleaner manufacturers and distributors claim that their machines are equipped with effective filters that eliminates dust, and that these do not require exterior outlets. Some even claim that their vacuum cleaners are approved by Novoclimat to be installed without an exterior outlet. These assertions are completely false, the Novoclimat program requires an exterior outlet for all types of central vacuums.

Dust and its contaminants are harmful to the health of the occupants because they enter the respiratory passages. These particles can generate allergic reactions and are specifically harmful for those who suffer from respiratory problems. The objectives of the Novoclimat program is to avoid rejecting these dust particles into the home's environment, even if the quantities are reduced by the vacuum filtration device.

The filtration devices offered by certain manufacturers can reduce the quantity of dust, but does not eliminate it completely. In fact, these filtration devices are generally more effective for the larger particles and less effective for the smallest ones. Unfortunately, it's exactly the smallest particles that are the most harmful, because they penetrate deeply into the respiratory passages. Only exterior outlets can completely eliminate the smallest particles.

Energy Efficiency Agency of Quebec

PIPING INSTALLATION

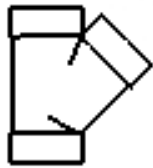
PARTS TO USE



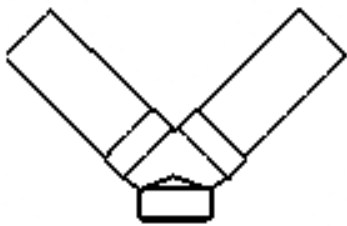
Long radius 90° elbow



45° elbow



Y



Y with two 6'' (150 cm) extensions

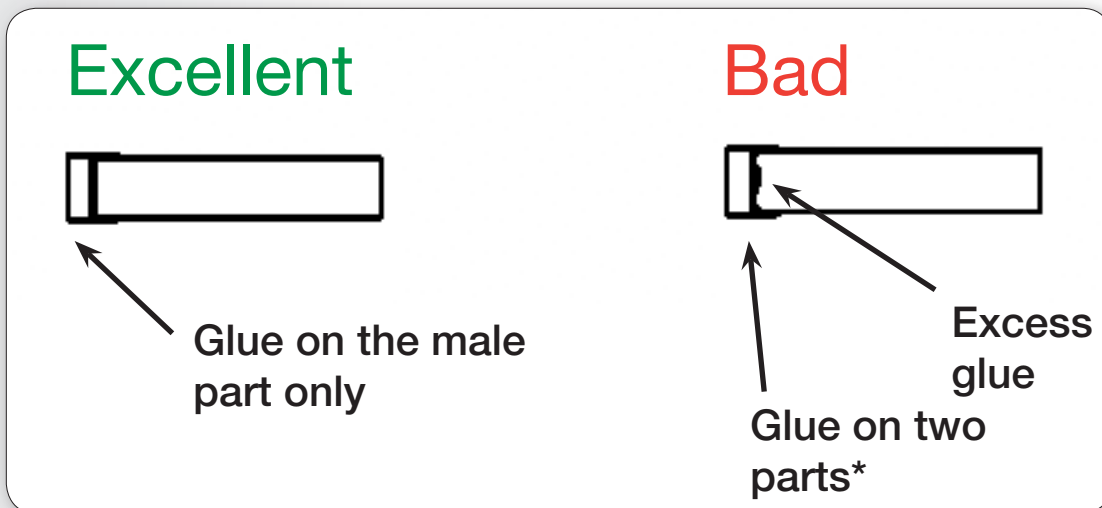
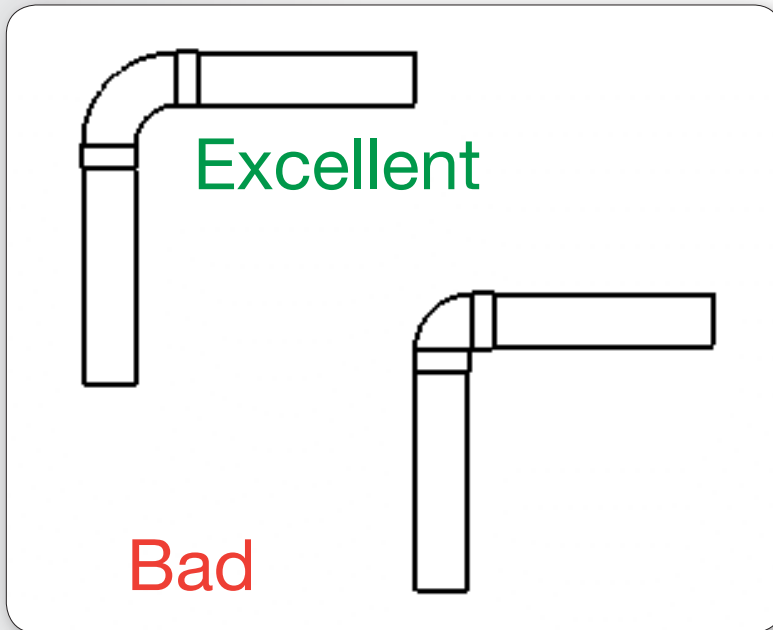


Coupling with internal stopper

PIPING INSTALLATION

ELBOWS AND JOINTS, GOOD AND BAD USAGE

Always use long radius elbows, except for air inlet valves.



* Glue application on two parts will result in excess glue inside the pipe, which will cause dust residue buildup.

PIPING INSTALLATION

PARTS NOT TO USE



Cast Y



Fabricated Y with one short Y and two 45° elbow



Short Y



Straight T



Long branch sweep T



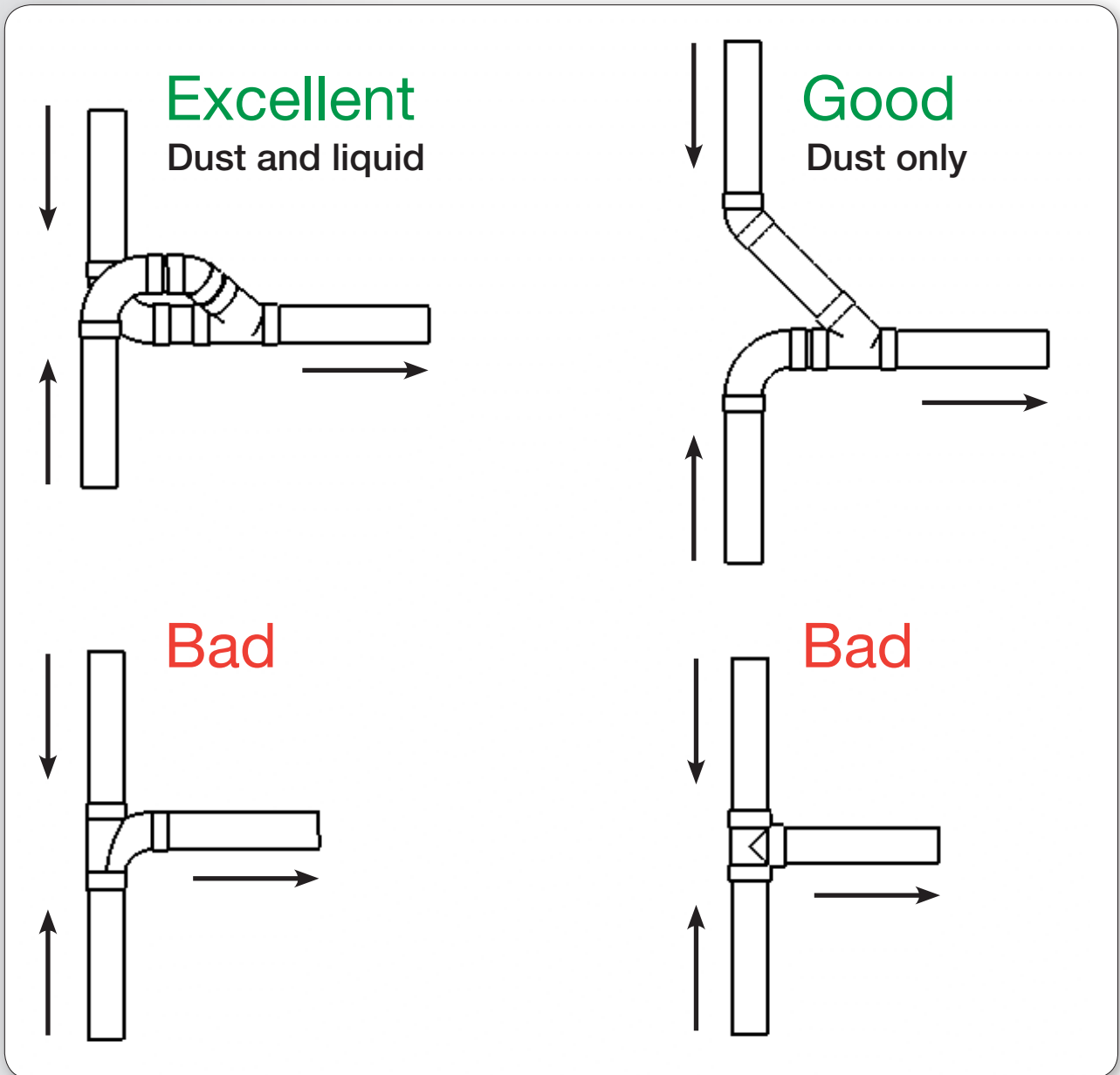
Short elbow (except for air inlet valve)



Coupling without an internal stopper

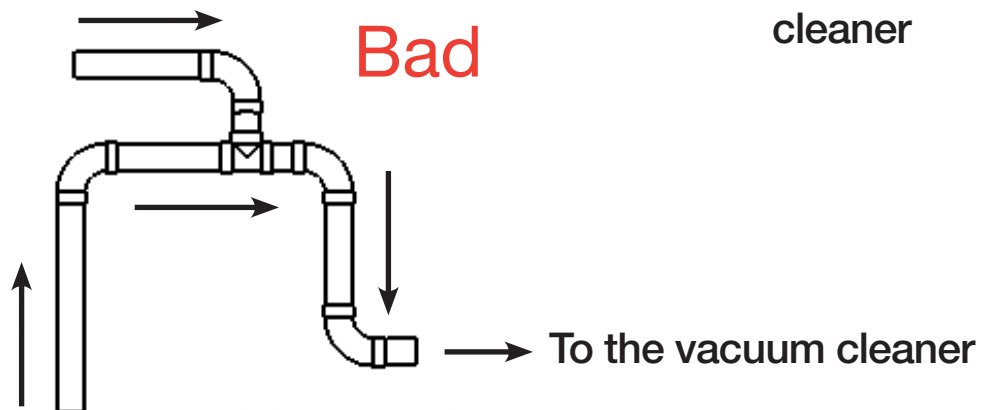
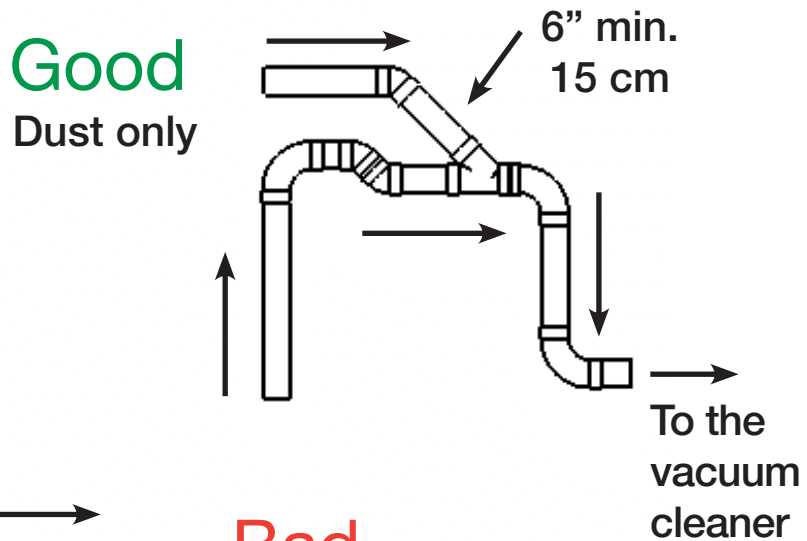
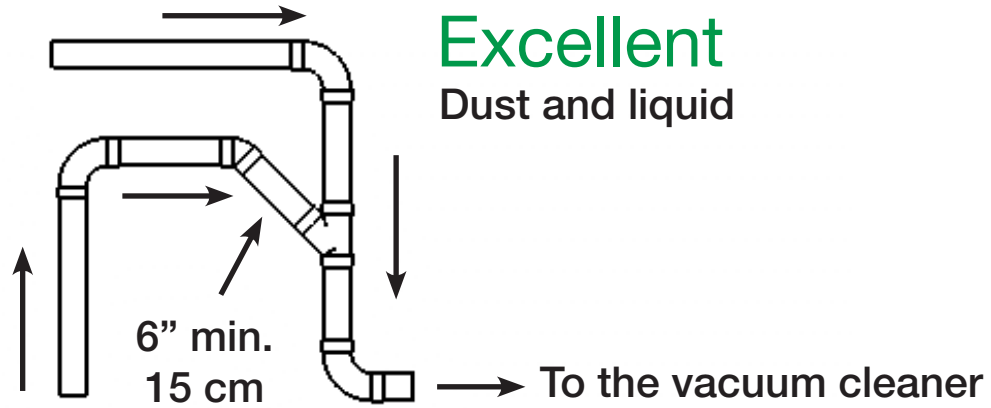
PIPING INSTALLATION

JUNCTION OF TWO VERTICAL LINES



PIPING INSTALLATION

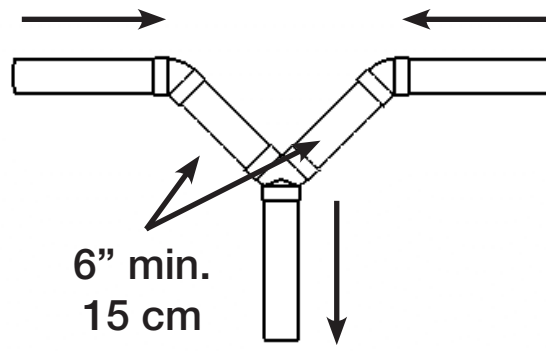
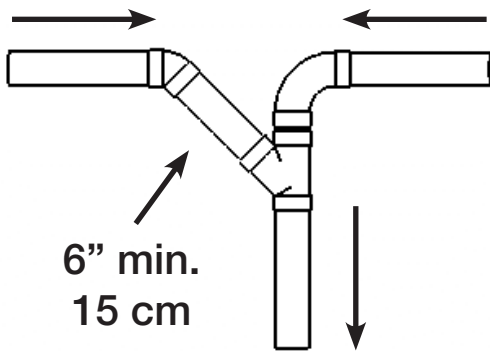
JUNCTION OF TWO PARALLEL LINES



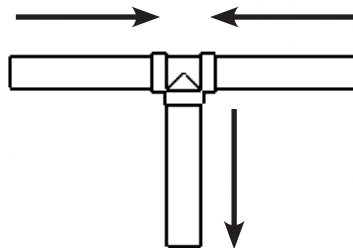
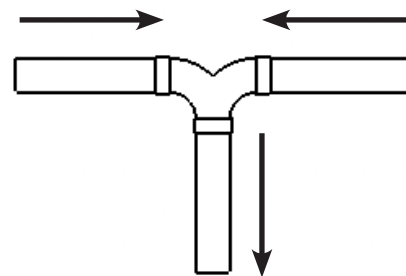
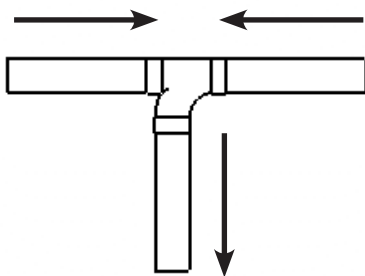
PIPING INSTALLATION

JUNCTION OF TWO HORIZONTAL LINES

Excellent

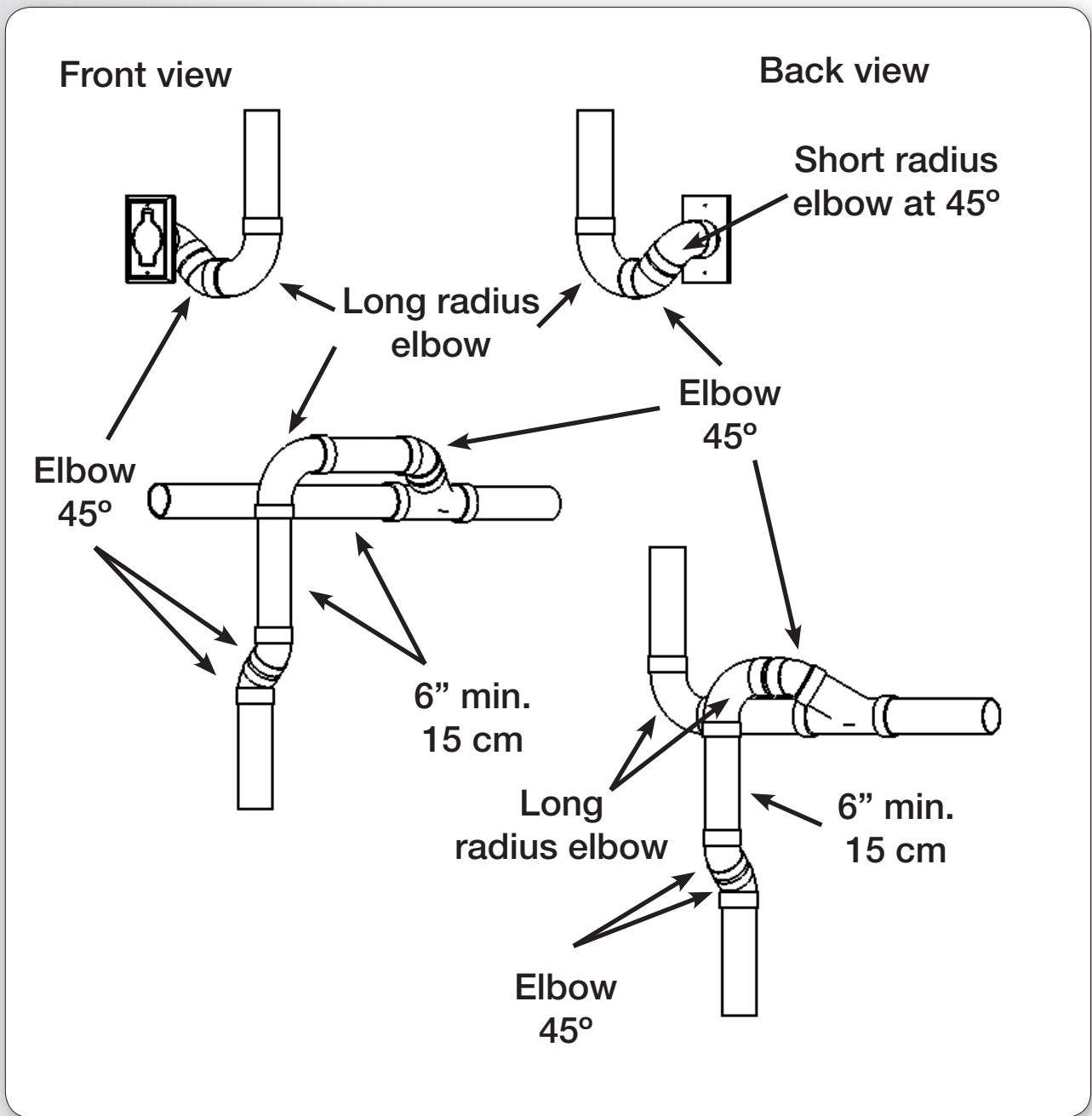


Bad



PIPING INSTALLATION

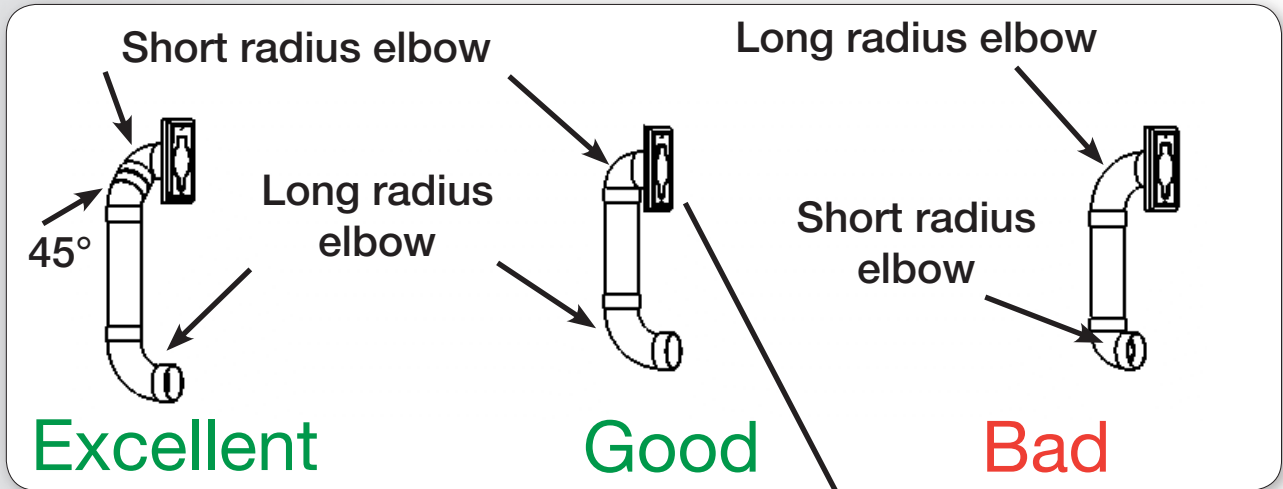
DETAILS FOR LIQUID AND DUST



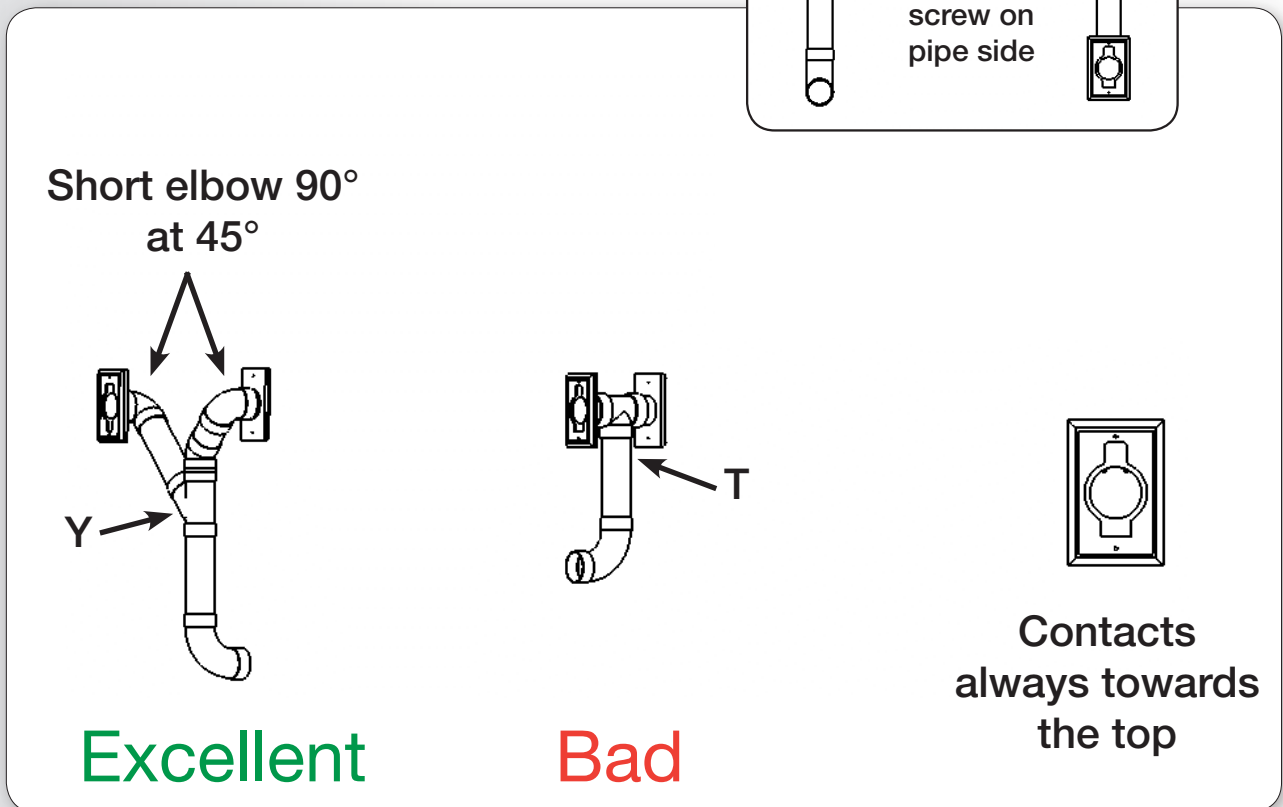

PIPING INSTALLATION

AIR INLET VALVE INSTALLATION DETAILS

Single air inlet valve



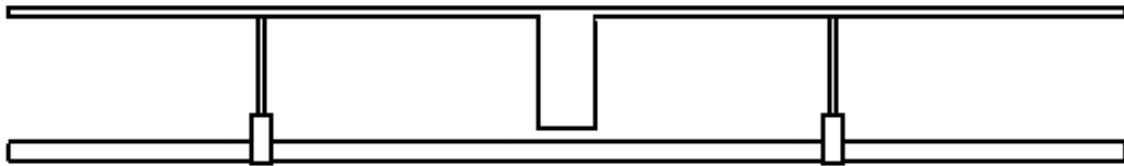
Back to back air inlet valves



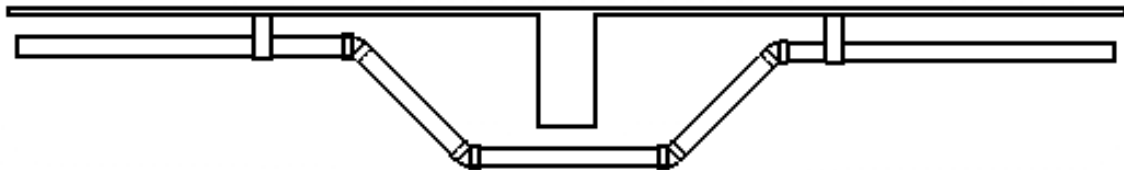
PIPING INSTALLATION

SKIRTING AN OBSTACLE

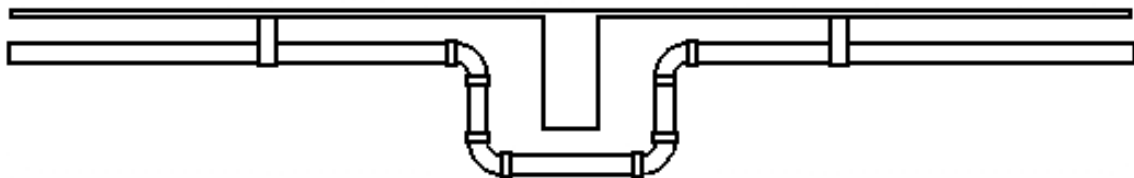
Excellent



Good

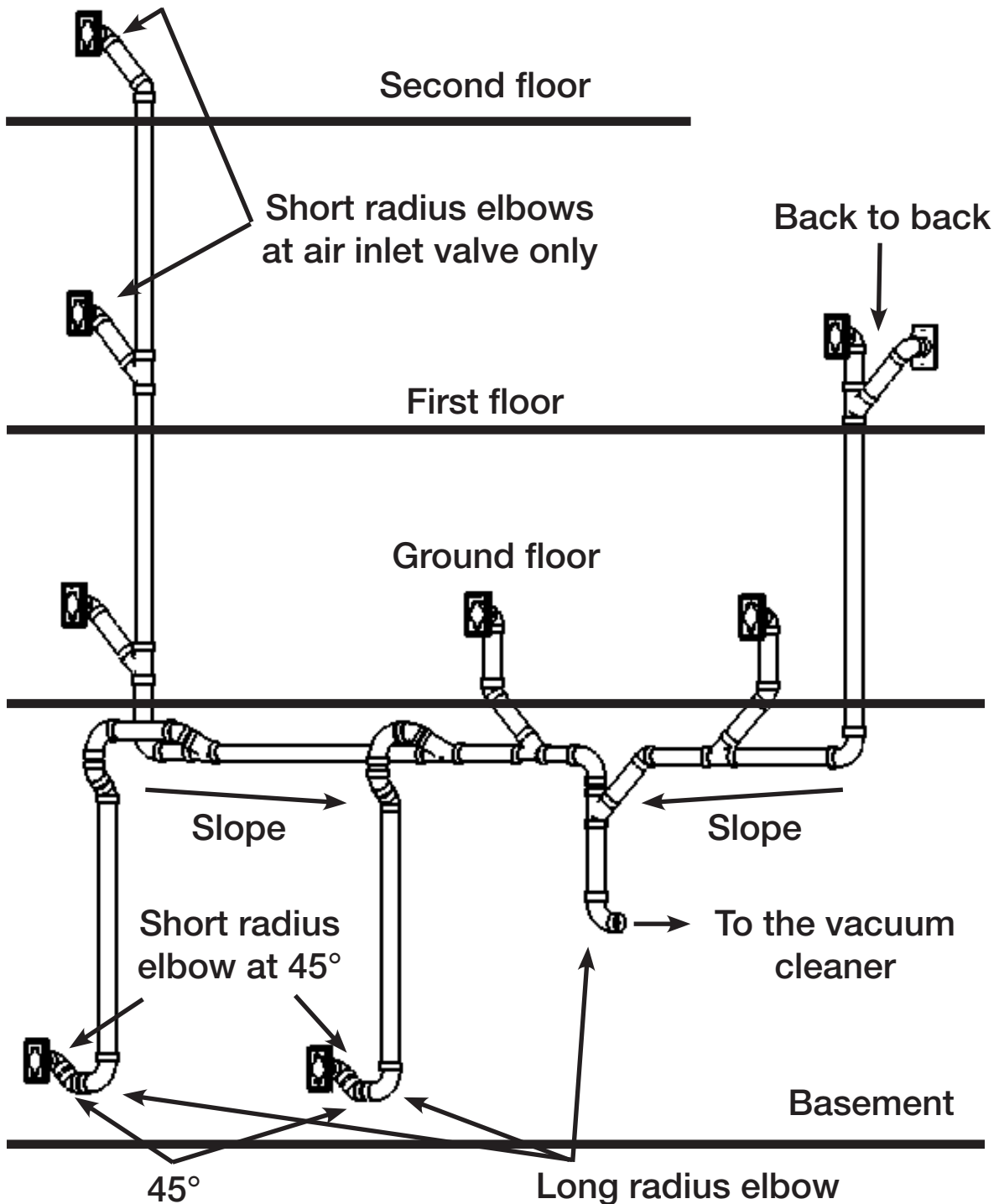


Bad



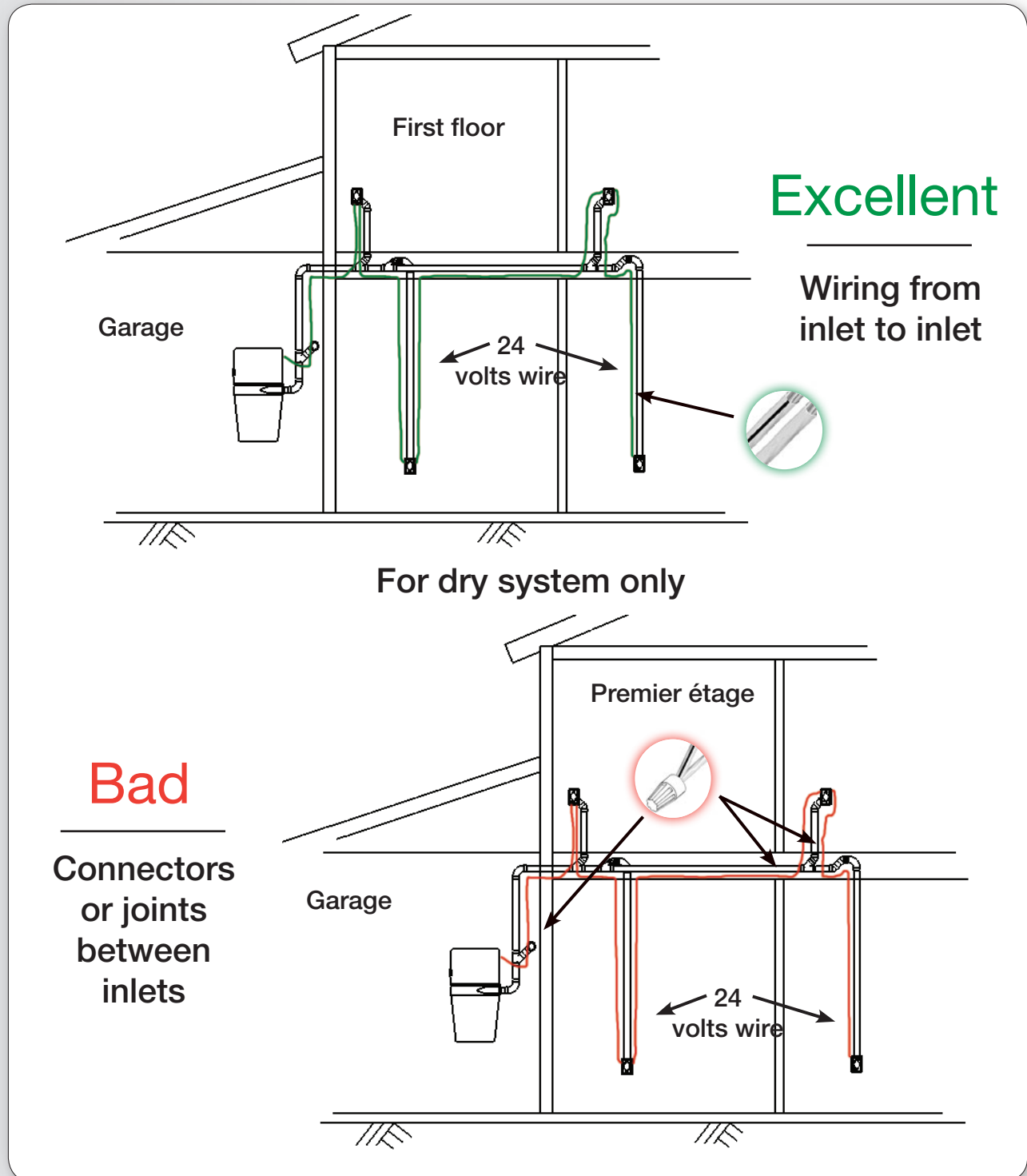
PIPING INSTALLATION

DIFFERENT INSTALLATION POSSIBILITIES



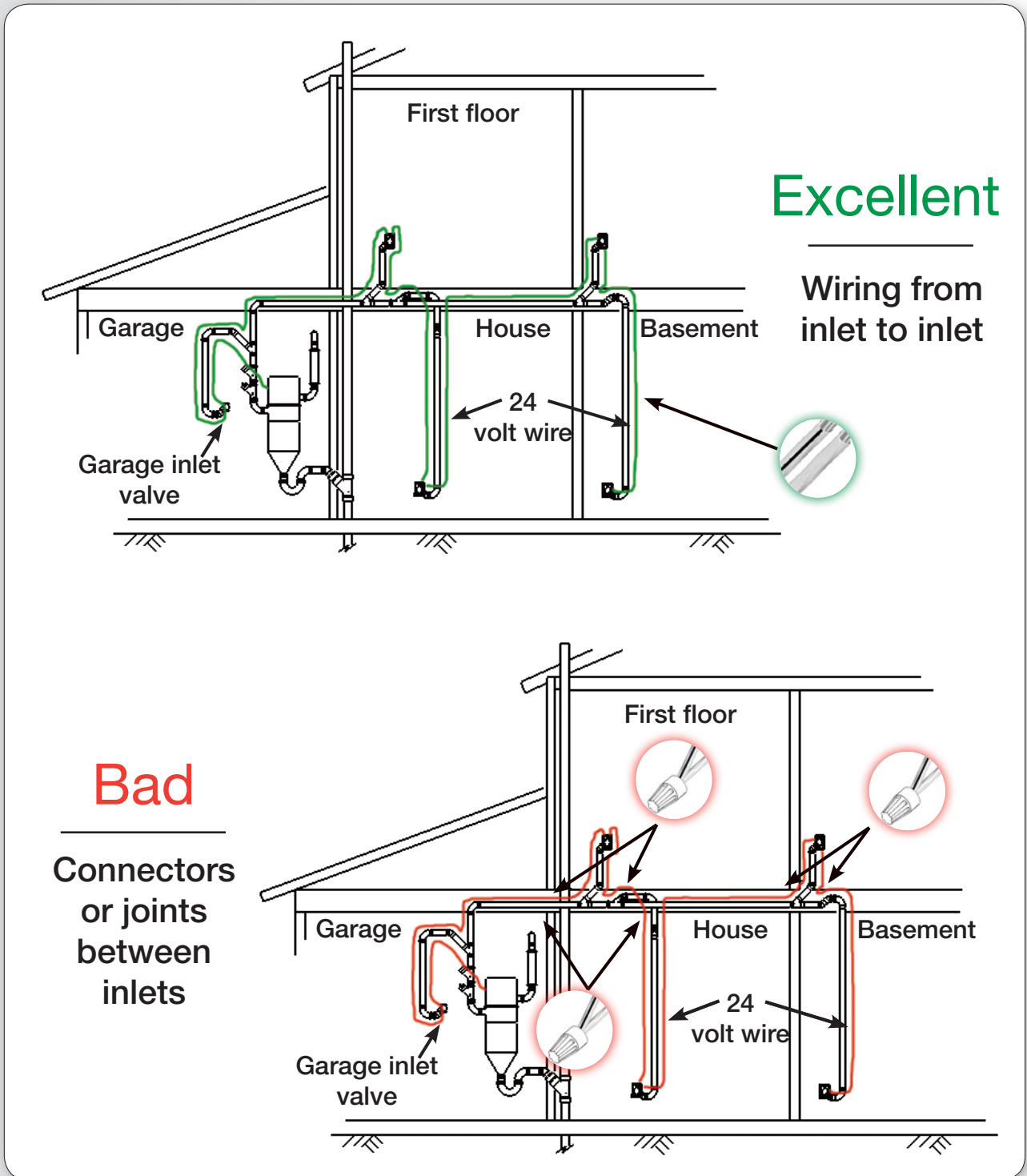
PIPING INSTALLATION

24 VOLT ELECTRICAL WIRING IN WALLS AND FLOORS



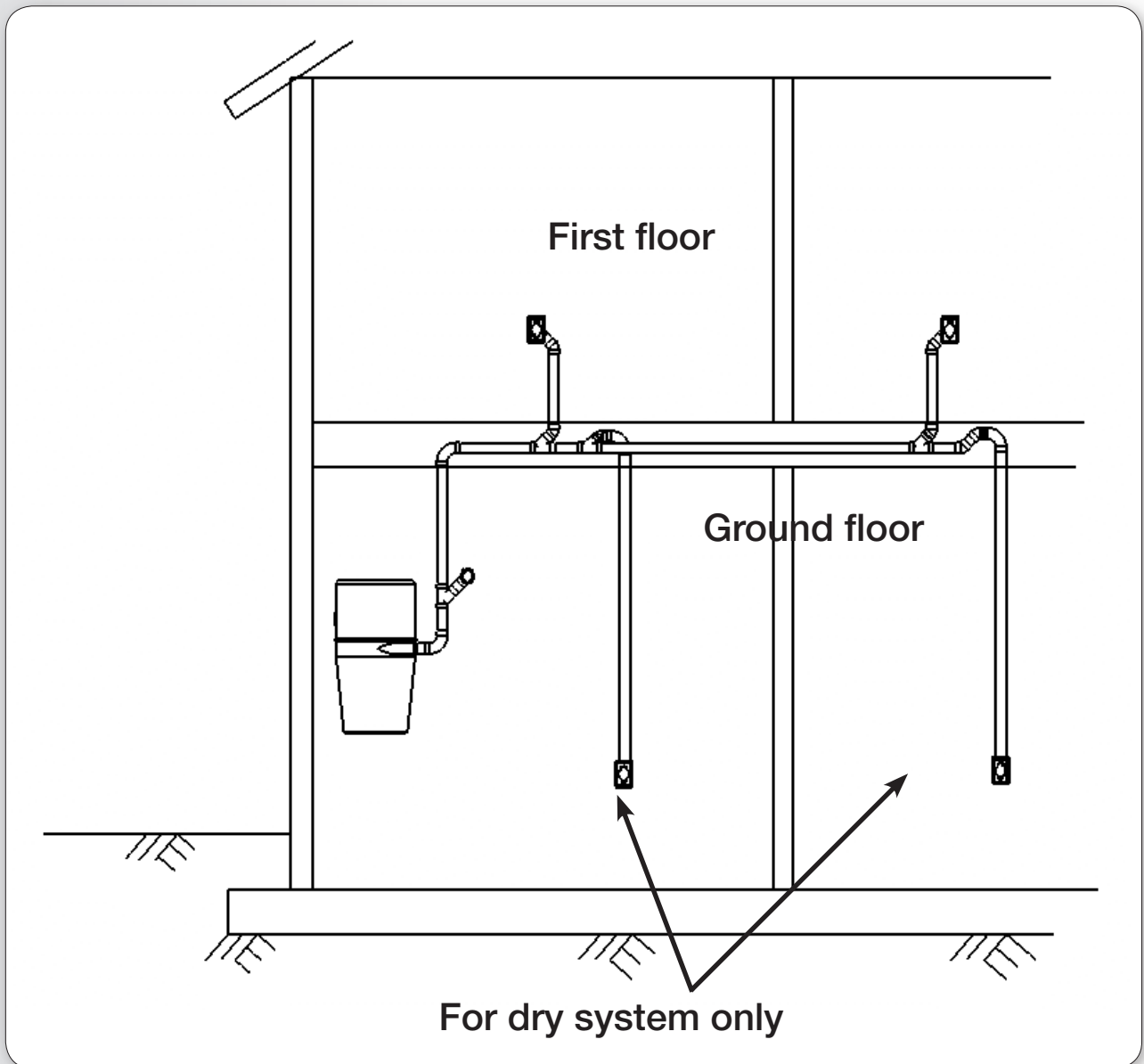
PIPING INSTALLATION

24 VOLT ELECTRICAL WIRING IN WALLS AND FLOORS



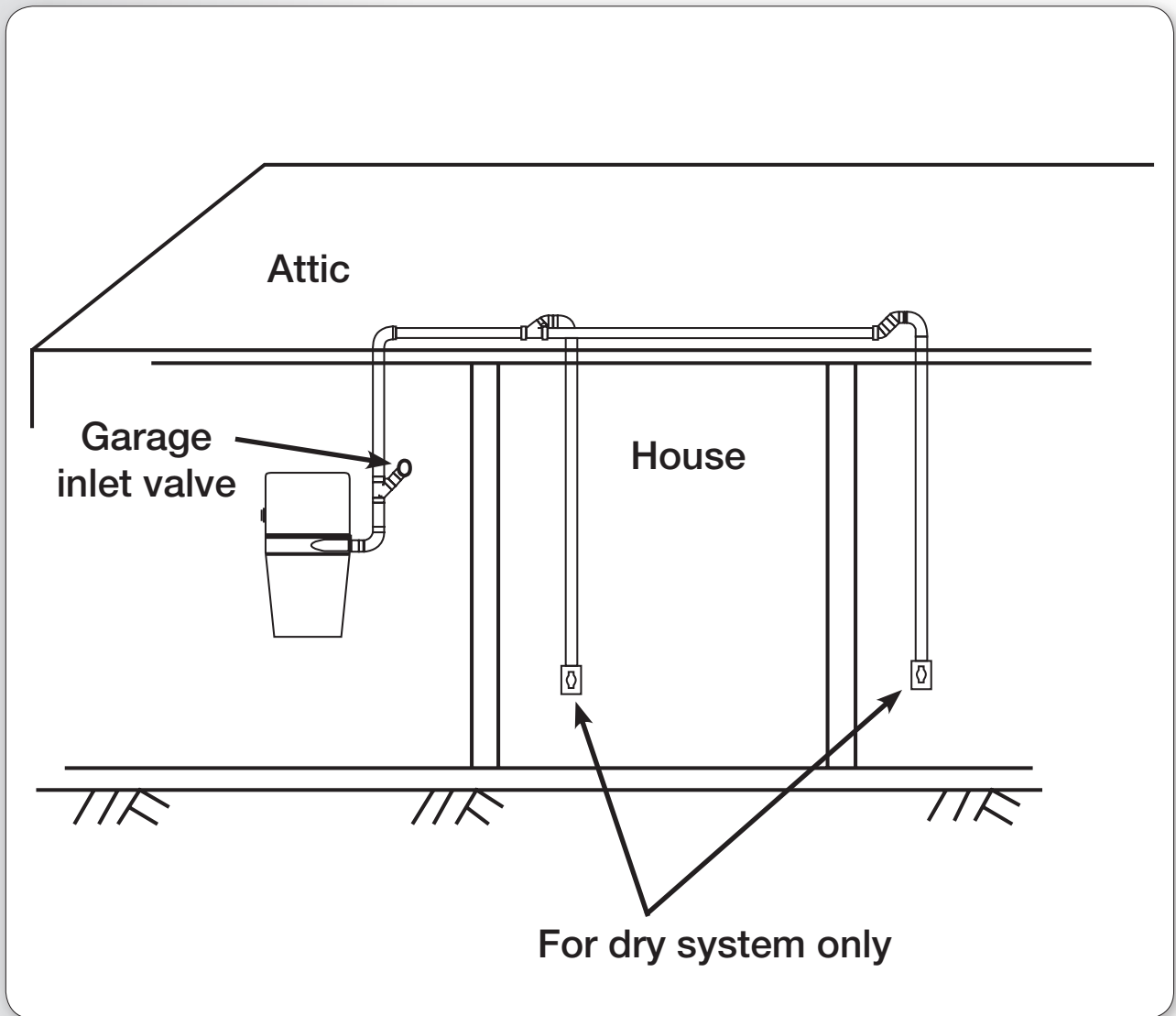
PIPING INSTALLATION

RESIDENCE WITHOUT BASEMENT OR GARAGE



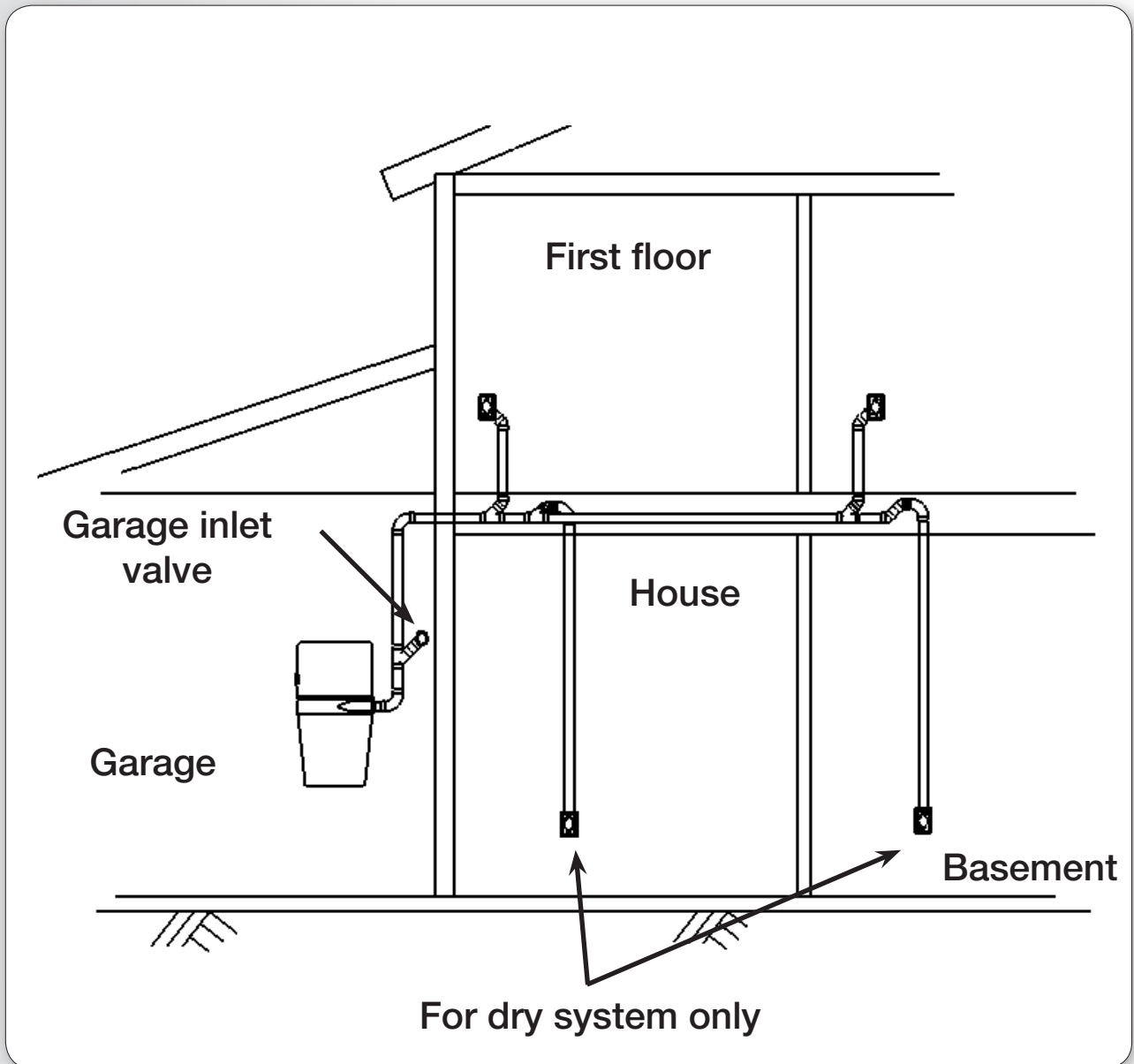
PIPING INSTALLATION

RESIDENCE WITHOUT BASEMENT, ONE FLOOR ONLY



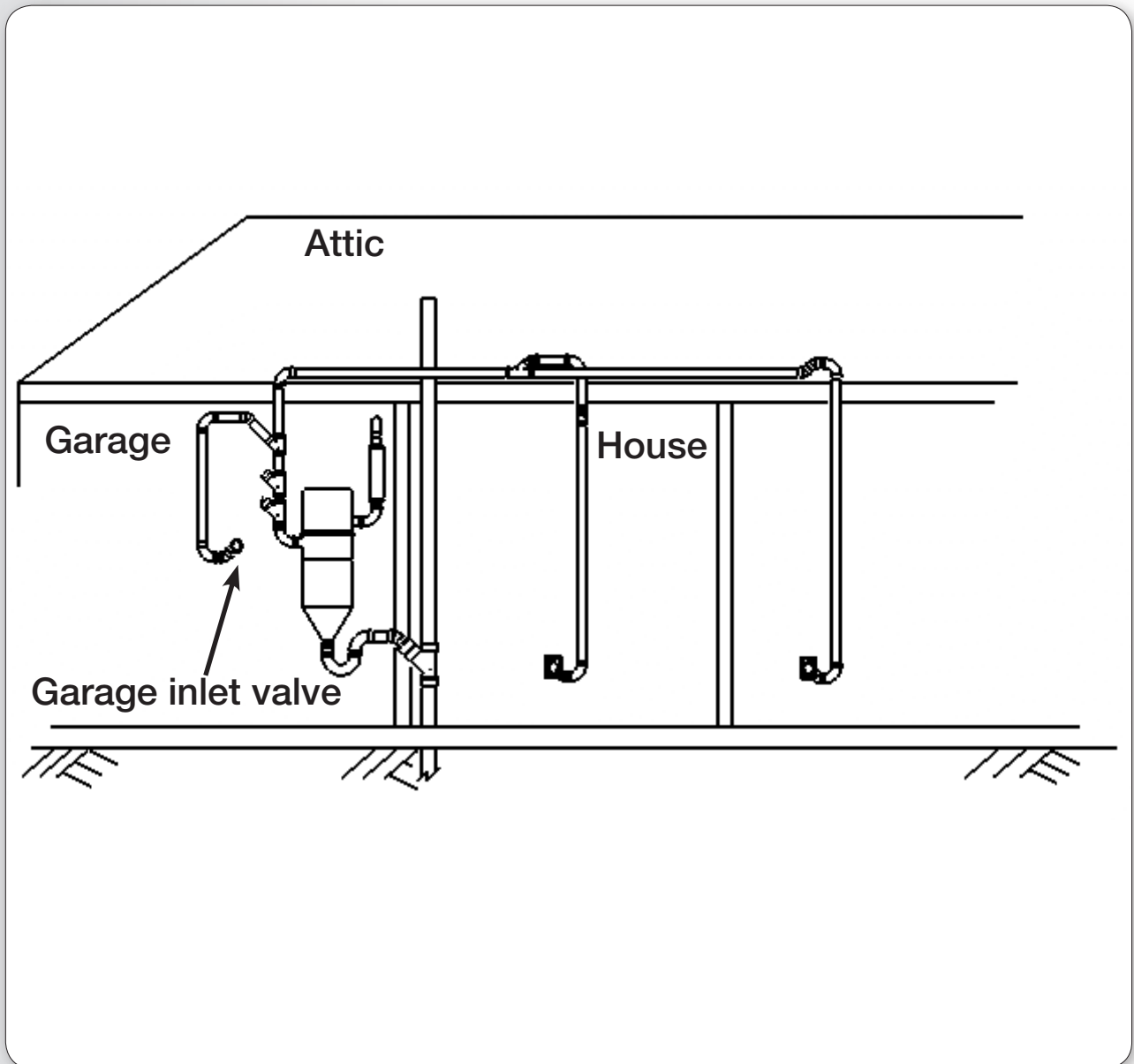
PIPING INSTALLATION

RESIDENCE WITH BASEMENT AND GARAGE



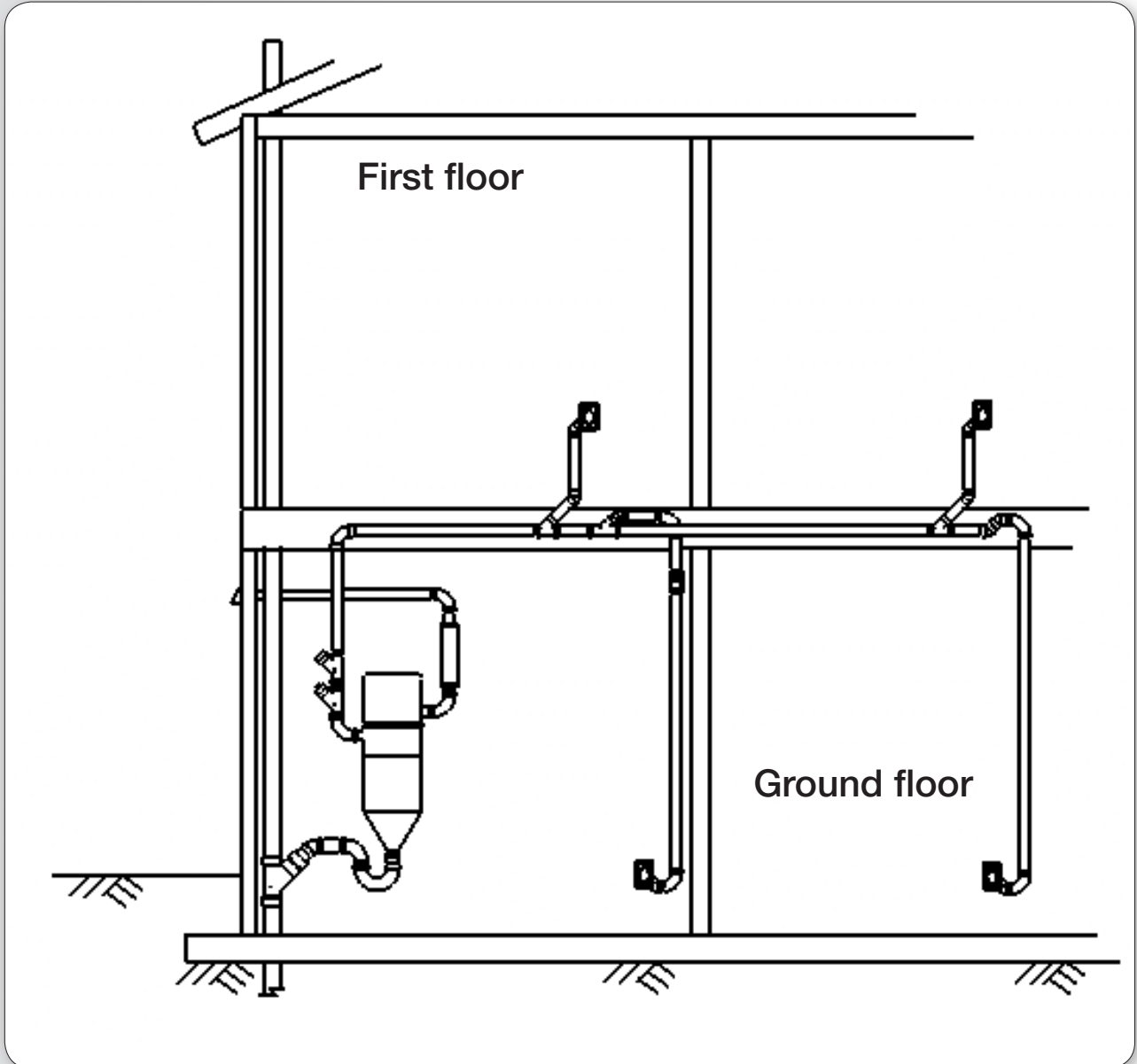
PIPING INSTALLATION

RESIDENCE WITHOUT BASEMENT, ONE FLOOR ONLY FOR AUTOMATIK



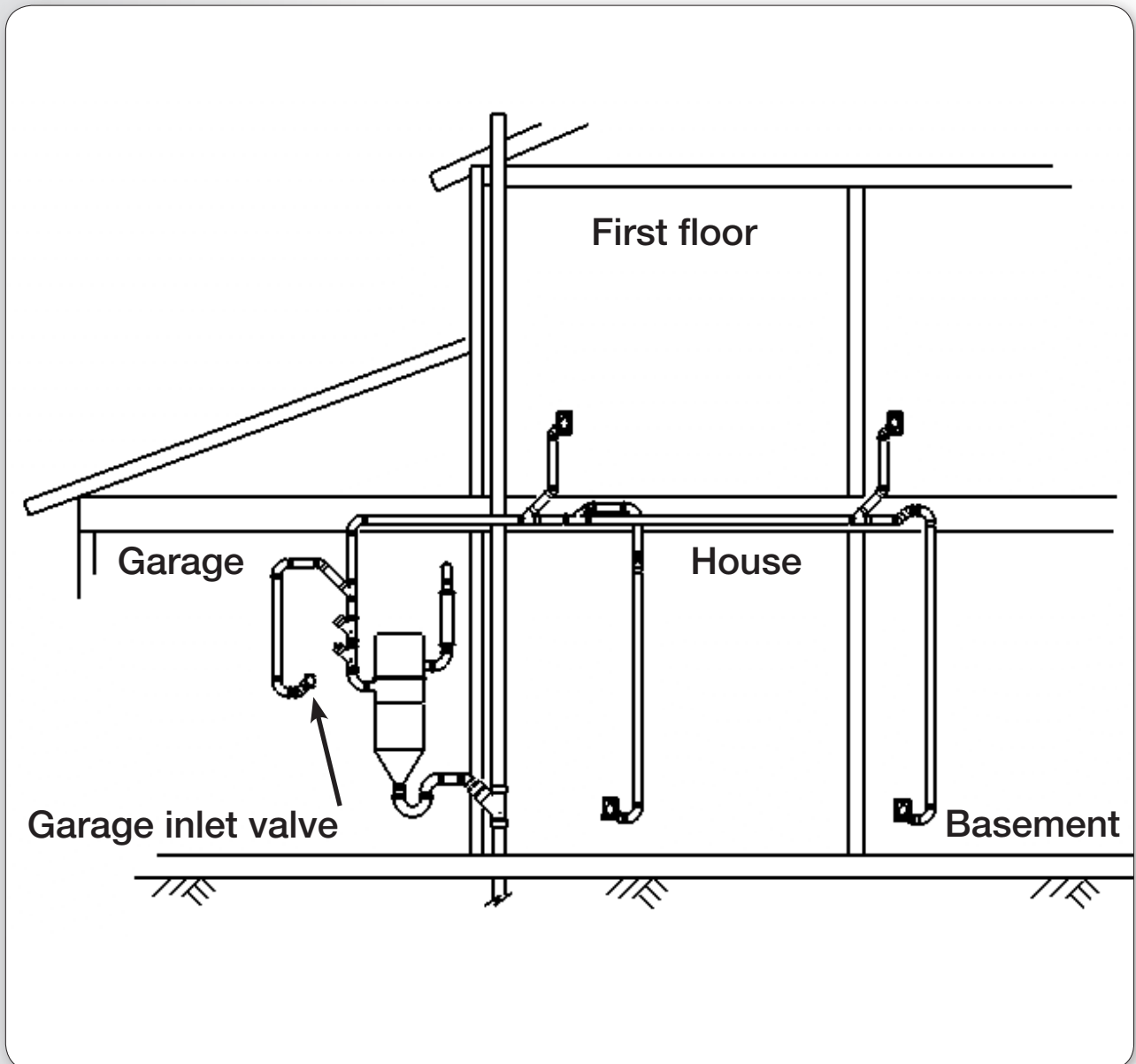
PIPING INSTALLATION

RESIDENCE WITHOUT BASEMENT OR GARAGE FOR AUTOMATIK



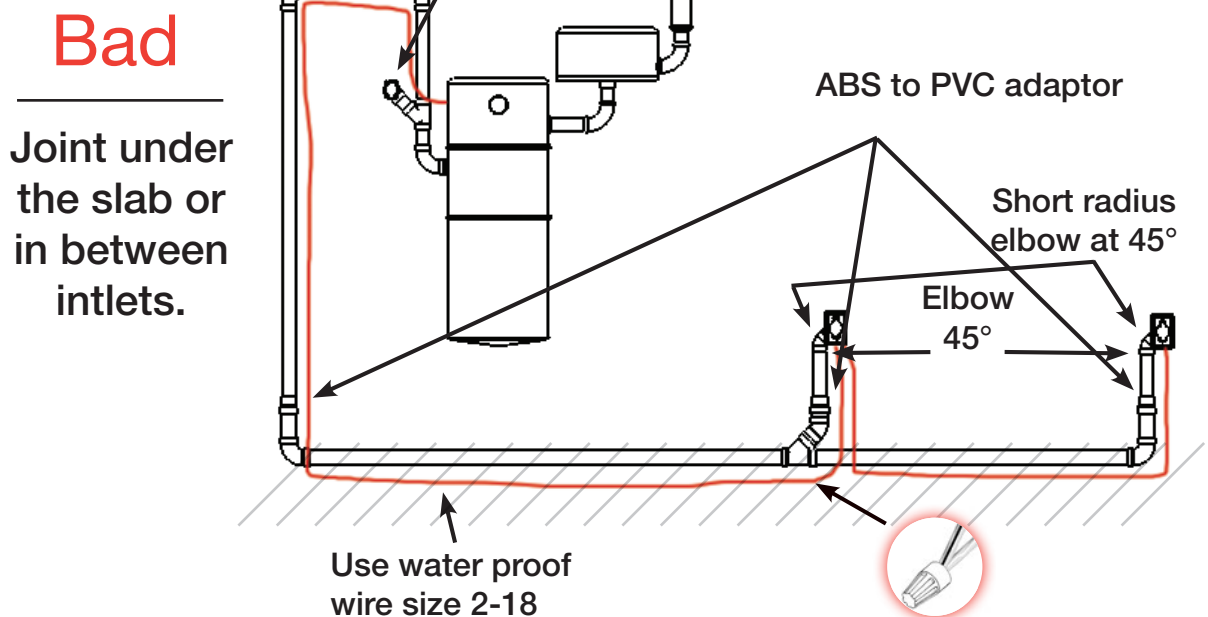
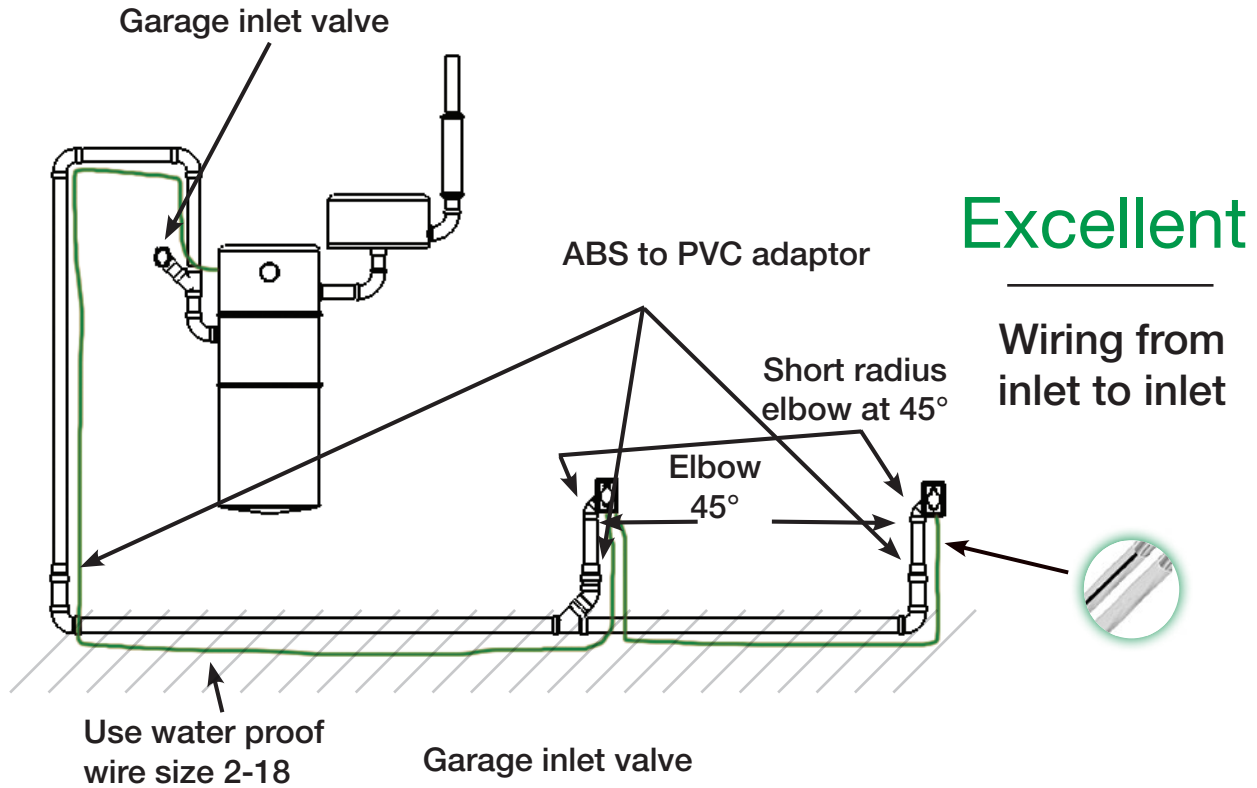
PIPING INSTALLATION

RESIDENCE WITH BASEMENT AND GARAGE FOR AUTOMATIK



PIPING INSTALLATION

COMMERCIAL INSTALLATION UNDER THE SLAB



CLAIM UNDER WARRANTY

	DATE :
RETAILLER :	CUSTOMER :
ADDRESS :	ADDRESS :
CITY :	CITY :
PROVINCE : COUNTRY :	PROVINCE : COUNTRY :
PHONE :	PHONE :
FAX :	FAX :
EMAIL :	EMAIL :
COMPLAINT :	
RESPONSABLE :	

REPAIR DATE	MODEL	SERIAL #	APPLIANCE DATE	# OF HOURS USED (commercial et industrial)

PART NO.	DESCRIPTION	QTY	PROBLEM AND REPAIR DONE

LABOURS (HOURS):

CONDITIONS

Made a customer and a retailer copy.

Send the original copy at **DRAINVAC** with the defect parts and the customer invoice.

- Note – Identified parts with the model and serial number.

Customer signature :

Retailer signature :

DRAINVAC USE	
INSPECTOR :	
DATE :	
APPROVED :	REFUSED :
RAISON :	
SIGNATURE :	

CLAIM UNDER WARRANTY

	DATE :
RETAILLER :	CUSTOMER :
ADDRESS :	ADDRESS :
CITY :	CITY :
PROVINCE : COUNTRY :	PROVINCE : COUNTRY :
PHONE :	PHONE :
FAX :	FAX :
EMAIL :	EMAIL :
COMPLAINT :	
RESPONSABLE :	

REPAIR DATE	MODEL	SERIAL #	APPLIANCE DATE	# OF HOURS USED (commercial et industrial)

PART NO.	DESCRIPTION	QTY	PROBLEM AND REPAIR DONE

LABOURS (HOURS):

CONDITIONS

Made a customer and a retailer copy.

Send the original copy at **DRAINVAC** with the defect parts and the customer invoice.

- Note – Identified parts with the model and serial number.

Customer signature :

Retailer signature :

DRAINVAC USE	
INSPECTOR :	
DATE :	
APPROVED :	REFUSED :
RAISON :	
SIGNATURE :	

CLAIM UNDER WARRANTY

	DATE :
RETAILLER :	CUSTOMER :
ADDRESS :	ADDRESS :
CITY :	CITY :
PROVINCE : COUNTRY :	PROVINCE : COUNTRY :
PHONE :	PHONE :
FAX :	FAX :
EMAIL :	EMAIL :
COMPLAINT :	
RESPONSABLE :	

REPAIR DATE	MODEL	SERIAL #	APPLIANCE DATE	# OF HOURS USED (commercial et industrial)

PART NO.	DESCRIPTION	QTY	PROBLEM AND REPAIR DONE

LABOURS (HOURS):

CONDITIONS

Made a customer and a retailer copy.

Send the original copy at **DRAINVAC** with the defect parts and the customer invoice.

- Note – Identified parts with the model and serial number.

Customer signature :

Retailer signature :

DRAINVAC USE	
INSPECTOR :	
DATE :	
APPROVED :	REFUSED :
RAISON :	
SIGNATURE :	

CLAIM UNDER WARRANTY

	DATE :
RETAILLER :	CUSTOMER :
ADDRESS :	ADDRESS :
CITY :	CITY :
PROVINCE : COUNTRY :	PROVINCE : COUNTRY :
PHONE :	PHONE :
FAX :	FAX :
EMAIL :	EMAIL :
COMPLAINT :	
RESPONSABLE :	

REPAIR DATE	MODEL	SERIAL #	APPLIANCE DATE	# OF HOURS USED (commercial et industrial)

PART NO.	DESCRIPTION	QTY	PROBLEM AND REPAIR DONE

LABOURS (HOURS):

CONDITIONS

Made a customer and a retailer copy.

Send the original copy at **DRAINVAC** with the defect parts and the customer invoice.

- Note – Identified parts with the model and serial number.

Customer signature :

Retailer signature :

DRAINVAC USE	
INSPECTOR :	
DATE :	
APPROVED :	REFUSED :
RAISON :	
SIGNATURE :	

CLAIM UNDER WARRANTY

	DATE :
RETAILLER :	CUSTOMER :
ADDRESS :	ADDRESS :
CITY :	CITY :
PROVINCE : COUNTRY :	PROVINCE : COUNTRY :
PHONE :	PHONE :
FAX :	FAX :
EMAIL :	EMAIL :
COMPLAINT :	
RESPONSABLE :	

REPAIR DATE	MODEL	SERIAL #	APPLIANCE DATE	# OF HOURS USED (commercial et industrial)

PART NO.	DESCRIPTION	QTY	PROBLEM AND REPAIR DONE

LABOURS (HOURS):

CONDITIONS

Made a customer and a retailer copy.

Send the original copy at **DRAINVAC** with the defect parts and the customer invoice.

- Note – Identified parts with the model and serial number.

Customer signature :

Retailer signature :

DRAINVAC USE	
INSPECTOR :	
DATE :	
APPROVED :	REFUSED :
RAISON :	
SIGNATURE :	