




PRODUCT OVERVIEW

- Available in 95%, 99.97%, 99.99%, 99.995%, 99.999% efficiencies
- Standard and High Capacity designs available
- Available in 6" and 12" depths
- HVAC supply and exhaust application for protection of people, processes, equipment & the environment
 - Health Care
 - Pharmacy
 - Chemical manufacturing
 - Food Processing
 - Laboratories
 - Aerospace
 - Contamination clean-up
 - Gun Ranges
- Available options
 - Single Header
 - 304 Stainless Steel
 - Double Turn Flange



A-SERIES HEPA & ULPA

WHY THE A-SERIES HEPA & ULPA?

- Aluminum Separator Type HEPA & ULPA filter for HVAC systems, available in box style and double turn flange
- Aluminum separators ensure even pleat spacing & uniform airflow
- Remove a broad range of airborne contaminants, including fine dust, smoke, soot, pollen and radioactive isotopes
- 100% relative humidity and lightweight design
- Maximum temperature - 220°F
- Rugged 18 gauge galvanized steel for 12" box frames and lightweight extruded aluminum for 6" panel frames
- Also available with headered galvanized frame, stainless steel box frame and double turn flange
- Filters are individually tested and labeled with efficiency, part number, tested CFM and a unique serial number to validate HEPA efficiency performance
- Filters with efficiencies of 99.99% and higher are scanned for leaks according to IEST-RP-CC034 latest revision
- Filters are constructed in accordance with IEST-RP-CC001 latest revision



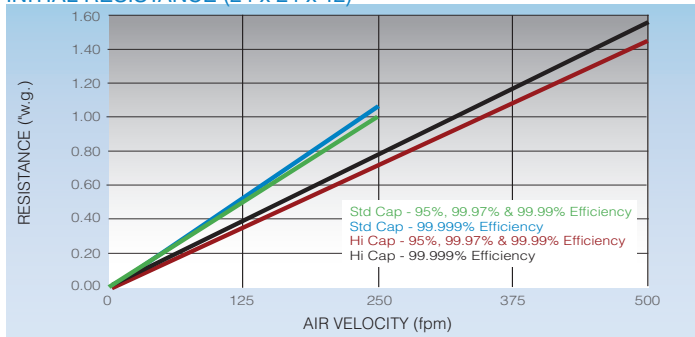
A-SERIES HEPA & ULPA

PERFORMANCE DATA (24 x 24 x 12, GALVANIZED)

CAPACITY	FILTER DEPTH	EFFICIENCIES	INITIAL RESISTANCE (*w.g.)		FINAL RESISTANCE (*w.g.)
			250 fpm	500 fpm	
Standard	12"	95%*	0.50	-	2.0
		99.97%**	1.0	-	
		99.99%	1.0	-	
High	12"	95%*	-	1.0	3.0
		99.97%**	-	1.45	
		99.99%	-	1.45	

*Not Tested or Scanned **Not Scanned

INITIAL RESISTANCE (24 x 24 x 12)



PRODUCT DATA - STANDARD CAPACITY

PART NUMBER				ACTUAL SIZE (H" x W" x D")	RATED AIR FLOW (FPM)	APPROX. WEIGHT (LBS.)
95%	99.97%	99.99%	99.999%			
11425	11411	11399	-	24 x 12 x 11½	232	29
11429	11420	11402	42805			
41993	43493	11433	-	24 x 12 x 5 7/8	82	16
-	11463	11440	-	24 x 24 x 5 7/8	100	25

ENGINEERING SPECIFICATIONS

1.0 Performance Characteristics

- Filters shall be Aerostar® A-Series HEPA & ULPA manufactured by Filtration Group. The size of the filter shall be H x W x D". Overall dimensions shall be correct to within +0", - 1/8".
- Filters shall be 100% tested and certified to have an efficiency of not less than
 - for HEPA filter 99.97% and 99.99% at 0.3 µm
 - for ULPA filter 99.999% at MPPS
- The clean filter static pressure drop shall be no greater than 1.00" Max for Standard Capacity HEPA's where the air flow is 1000 SCFM on a 24 x 24 x 11.5-inch full size filter. The clean filter static pressure drop shall be no greater than 1.45" Max for High Capacity HEPA's where the air flow is 2000 SCFM on a 24 x 24 x 11.5-inch full size filter. Air flow is determined as the face area x 250 feet per minute face speed for standard capacity and the face area x 500 feet per minute face speed for high capacity.
- Underwriters Laboratories classified to UL 900

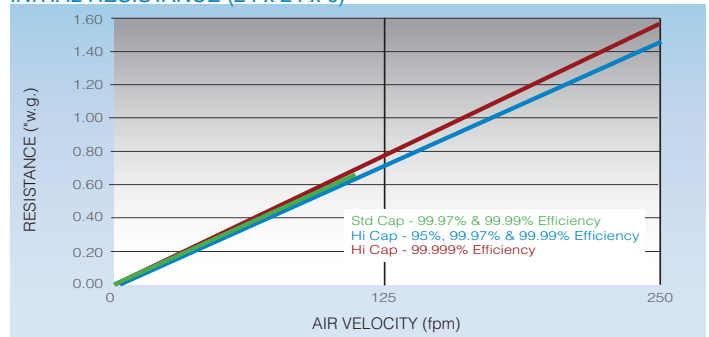
2.0 Physical Characteristics

- The filter frame shall be manufactured in galvanized steel or extruded aluminum and the corners shall be joined together so that any contamination of the filter by metal shavings is prevented. Sharp edges where the corners are joined together will not be accepted.

PERFORMANCE DATA (24 x 24 x 6, ALUMINUM)

CAPACITY	FILTER DEPTH	EFFICIENCIES	INITIAL RESISTANCE (*w.g.)		FINAL RESISTANCE (*w.g.)
			100 fpm	250 fpm	
Standard	6"	95%*	0.35	-	2.0
		99.97%**	0.65	-	
		99.99%	0.65	-	
High	6"	95%*	-	0.65	3.0
		99.97%**	-	1.0	
		99.99%	-	1.0	

INITIAL RESISTANCE (24 x 24 x 6)



PRODUCT DATA - HIGH CAPACITY

PART NUMBER				ACTUAL SIZE (H" x W" x D")	RATED AIR FLOW (FPM)	APPROX. WEIGHT (LBS.)
95%	99.97%	99.99%	99.999%			
-	51675	54354	42971	24 x 12 x 11½	464	29
44025HC	50584	51347	44030			
-	76046	-	-	24 x 12 x 5 7/8	233	16
-	60005	71625	-	24 x 24 x 5 7/8	250	25

- The media pack will consist of HEPA or ULPA Grade media folded over a series of aluminum foil corrugations. The foil is 0.00125-inches thick with hemmed edges.
- Filter media shall be micro glass fiber type folded into closely spaced pleats with aluminum foil separators. The media pack shall be sealed on all sides to form a completely leak free seal with the frame. Two-part polyurethane is used on the top and bottom panels to encapsulate each pleat edge.
- Gasket seal filters shall be provided within a 1/4" x 3/4" closed cell urethane gasket. Gasket joints to use a ball-and-socket joint and filled with foam adhesive to ensure a leak free seal.
- Filter labels shall have the following information:
 - Efficiency
 - Tested air flow
 - Serial number
 - Initial resistance at tested air flow
 - Part number

3.0 Quality System

- Manufacturer shall provide documentation from an external certification body that the manufacturing location is ISO 9001 Registered.
- If requested manufacturer shall make available a copy of their Corporate Quality Manual.
- If requested the manufacturer shall make available printed performance test results or Certificate of Test. (letter of compliance).